

# GLOBALY CONNECTED: FREE UP YOUR IDEAS

ARTEOR™ WITH Netatmo

2022 EDITION



THE GLOBAL SPECIALIST  
IN ELECTRICAL AND DIGITAL BUILDING INFRASTRUCTURES

 **legrand**®










# THE SMART HOME MADE ACCESSIBLE

ARTEOR™ WITH Netatmo



Arteor with Netatmo is part of Legrand's ELIOT program. This program is dedicated to developing sustainable connected solutions that are easy to use and maintain, accessible for everybody and customisable to the users' needs, desires and habits. To enhance the value of any home and make everyday life just that little bit more comfortable and secure.

## CONTENTS

<p>04-11 GENERAL FEATURES</p>		<p>CONNECTED LIVING THINK BIG: FOR ALL PROJECTS WORLDWIDE SIMPLE PLANNING, MAJOR BENEFITS</p>	<p>04 06 10</p>
<p>12-13 ADAPTABILITY</p>		<p>LIFE MEANS CONSTANT CHANGE</p>	<p>12</p>
<p>14-17 WIRELESS &amp; BATTERYLESS</p>		<p>SWITCH TO GREEN ENERGY HARVESTING SWITCH</p>	<p>14 16</p>
<p>18-25 ARTEORT™ WITH NETATMO FUNCTIONS</p>		<p>LIGHTING CONTROL SHADING SYSTEMS SCENE SWITCHES CONNECTED SOCKET OUTLETS</p>	<p>18 20 22 24</p>
<p>26-29 SYSTEM OVERVIEW</p>		<p>FEW COMPONENTS - LOTS OF OPTIONS</p>	<p>26</p>
<p>30-35 EASY INSTALLATION</p>		<p>A SMART SYSTEM BRITISH STANDARD: EXTRA SLIM FORMAT EASY INSTALLATION</p>	<p>30 32 34</p>
<p>36-45 HOME + CONTROL APP</p>		<p>A SINGLE APP TO CONTROL YOUR HOME CREATE A FEEL-GOOD CLIMATE CHOOSE BETWEEN 2 GATEWAYS VOICE CONTROL</p>	<p>36 40 42 44</p>
<p>46-57 DESIGN OPTIONS</p>		<p>ENDLESS POSSIBILITIES, ONE LOOK COLLECTIONS OVERVIEW OF COLLECTIONS</p>	<p>46 48 56</p>
<p>58-59 INTEROPERABILITY</p>		<p>OPEN AND INTEROPERABLE</p>	<p>58</p>
<p>CATALOGUE PAGES</p>			<p>60</p>

# CONNECTED LIVING

LIFE CAN BE THIS  
SIMPLE



## HOUSES AS INDIVIDUAL AS THEIR RESIDENTS ARE

Today, digitalisation and networking are an essential part of our daily lives, making them easier, more convenient and safer. Smartphones are always on and voice control and personalised automation of many everyday routines are already changing the way we live, work and travel. Legrand solutions for connected living using these technologies allow to easily adapt residential buildings and also offices, hotels and other commercial premises exactly to their users' needs. They always aim to gain maximum benefit from the opportunities offered by technology, while at the same time ensuring ease of use. And as personalisation is a key requirement of today's customers, Legrand solutions not only provide flexibility and functionality in terms of technology, but also designs that allow customers to fully express their individuality in terms of aesthetics.



Thanks to the Internet of Things, users can always stay connected with their homes wherever they are. They can decide how they want to control specific functions from any location. They can define and launch scenarios, which can be pre-programmed to run depending on a specific time, mood or a variety of individual requirements. Technology also opens up new ways to save energy.

The smart home offers many opportunities and Arteor with Netatmo is part of it. With Legrand it's really easy to fully benefit from this new potential.

THINK BIG

DO SO WITH ARTEOR™ WITH Netatmo



## ENDLESS POSSIBILITIES

Anyone working on a global scale and on complex projects needs a range of wiring devices that suits all plans: Arteor with Netatmo. This range enables high-quality connected installations and adapts to the most common installation standards worldwide.


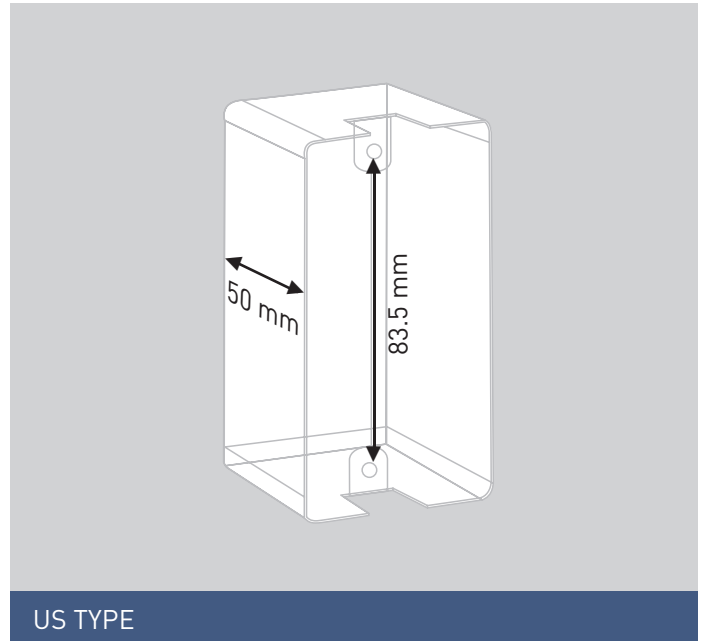
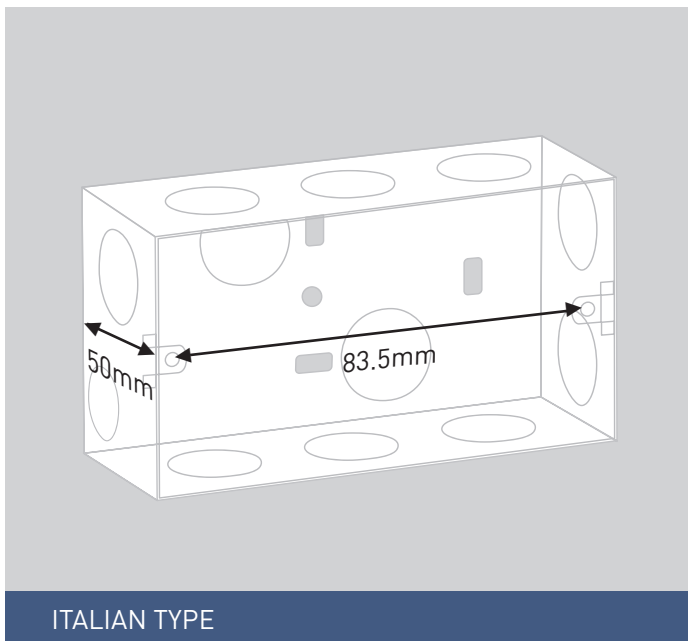


Offering a wide range of functionalities, Arteor with Netatmo allows to harness the full potential of the modern connected home. But the range is not only versatile and functional, it also has an attractive design. With its wide selection of finishes, Arteor with Netatmo suits all lifestyles, aesthetic preferences and aspirations, all over the world.

# FOR ALL PROJECTS WORLDWIDE

SUITABLE FOR ALL  
COMMON STANDARDS

The Arteor with Netatmo range comprises switches, sockets and other functional devices for connected electrical installations, which fit into any type of wall box, irrespective of the country's typical installation standard. It therefore allows projects to be implemented seamlessly, with a consistent design and the same functionalities all over the world.

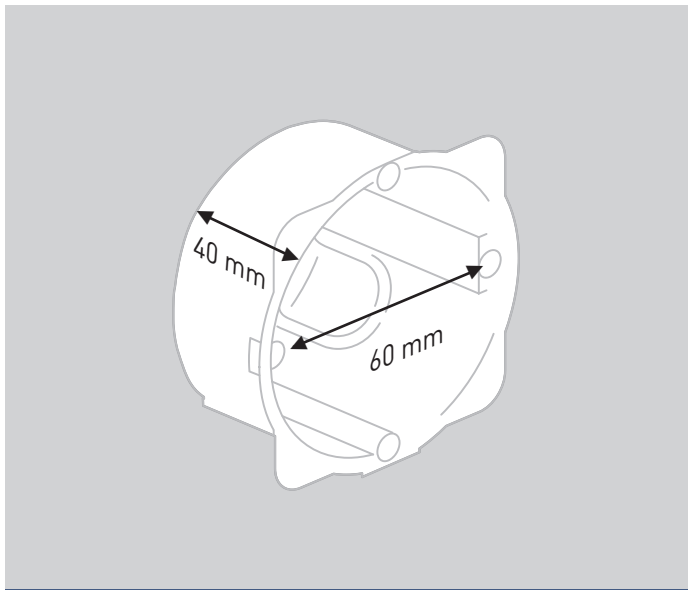




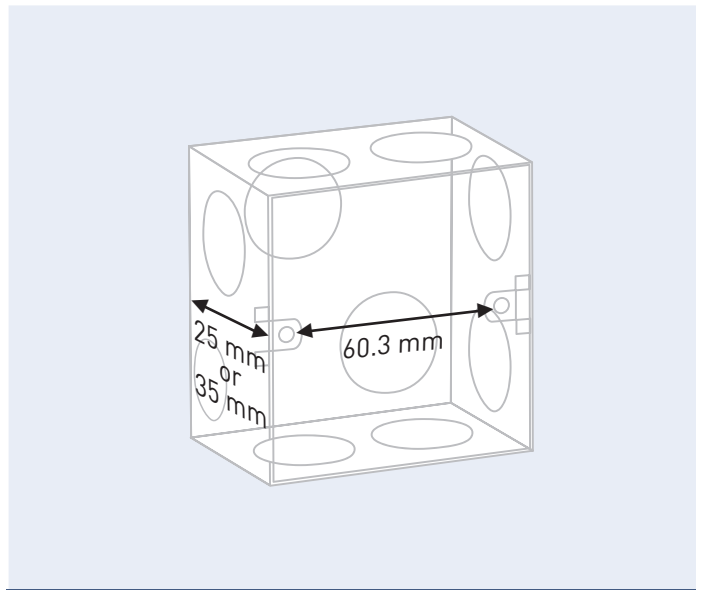
A real benefit for international planners enabling them to easily implement their ideas for connected homes wherever they wish.

Arteor with Netatmo ensures unlimited freedom for your own creativity. At the same time, planning efforts can be significantly reduced, as globally uniform solutions become possible from a single source.


More possibilities, fewer compromises – it's easy with the right range of wiring devices.




EUROPEAN TYPE



BRITISH TYPE



Arteor with Netatmo British standard



# SIMPLE PLANNING, MAJOR BENEFITS

ARTEOR™ WITH Netatmo



Zigbee/Wi-Fi gateway

Home/Away wireless master switch



Connected socket outlet

## THE SMART RADIO SOLUTION


Arteor with Netatmo is a radio based solution for the connected home.



The intelligent products communicate with one another via radio Zigbee (2.4 GHz waveband). This means there is no need for specific or extensive cabling. Also, although the range only contains a few products, these can be used to create lots of individual solutions for a more customised feel at home.

## SIMPLE, ADAPTABLE, OPEN

Arteor with Netatmo has been designed and developed as a simple solution to make every home more individual, convenient and secure. Simple for planners, who are able to integrate many useful functions without having to provide for complicated cabling. Simple for installers, who are able to install the system without a great deal of effort or specialist knowledge. Simple for users, who will find it convenient to operate, easy to extend and to modify at any time.

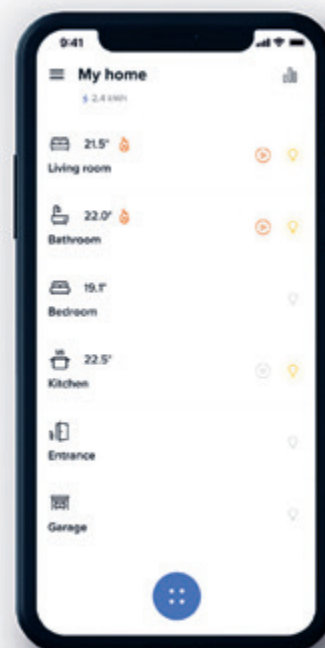


## APP CONTROL FOR EASE OF USE

All Arteor with Netatmo functions can also conveniently be controlled on your smartphone or tablet: switching individual lights on or off, controlling roller blinds, curtains and electrical appliances or triggering more complex scenarios - using the app, you have everything under control. And you stay connected with your home, no matter where you are.

## VOICE CONTROL

Using voice commands, the installation can be managed without lifting a finger.



# LIFE MEANS CONSTANT CHANGE

## ARTEOR™ WITH Netatmo MAKES CHANGE SUSTAINABLE

Whatever changes life brings, the connected home easily adapts to these – thanks to Arteor with Netatmo. Radio technology with wired and battery-operated wireless controls makes the whole installation flexible. The wiring does not have to be changed to integrate new functions or move a switch to a different location.

Whether during installation or changes at a later stage, everything can be completed quickly, simply and cost-effectively.


Everyday use, of course, stays as simple and intuitive as ever.





## YOUR CUSTOMERS APPRECIATE FLEXIBILITY

Arteor with Netatmo helps you convince even sceptical customers of the benefits of a smart home: it doesn't take much time or effort to install, and subsequent changes are not a problem. Repositioning switches as the kids grow up, choosing a new combination of switches and sockets if the home office has to be converted into a child's bedroom, adding new functions whenever domestic circumstances change – their smart home can easily be adapted to each new chapter in life, changing priorities regarding the use of space or new requirements in terms of safety, comfort and functionality.



# WIRELESS AND BATTERYLESS

SWITCH TO GREEN

## LESS IS MORE

Lower environmental pollution and less maintenance effort, more sustainability and greater possibilities: building and living green is now even simpler. This new energy harvesting generation of wireless switches no longer needs a battery to control lights, scenes or electrical loads plugged into connected sockets.

The energy required for the switching process is produced by the batteryless switch itself during use. Its extremely slim profile lets it fit harmoniously into its surroundings. It no longer requires battery replacement, which makes it maintenance-free and therefore ideal for hotels and small commercial buildings. It is also convenient in residential environments, as it works very quietly and can be placed flexibly in any desired location.


The new batteryless switch is an example of sustainability in many respects: it is particularly durable, has a lower impact on the environment and allows to create flexible installations that can be used over the long term. Thus preserving resources and reducing energy consumption.



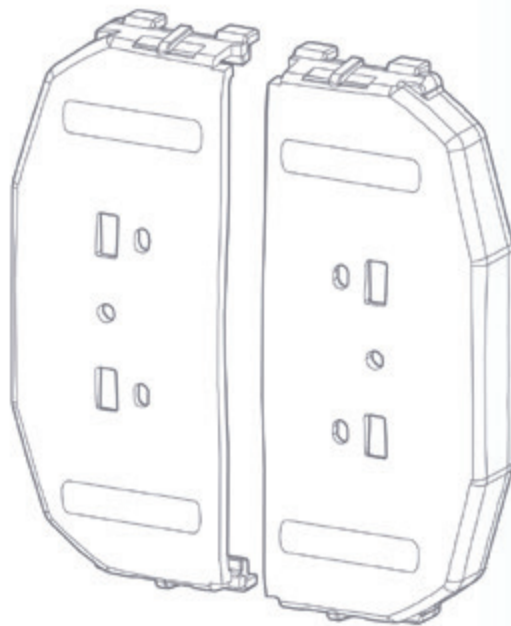


# ENERGY HARVESTING SWITCH


PRODUCES ITS OWN ENERGY



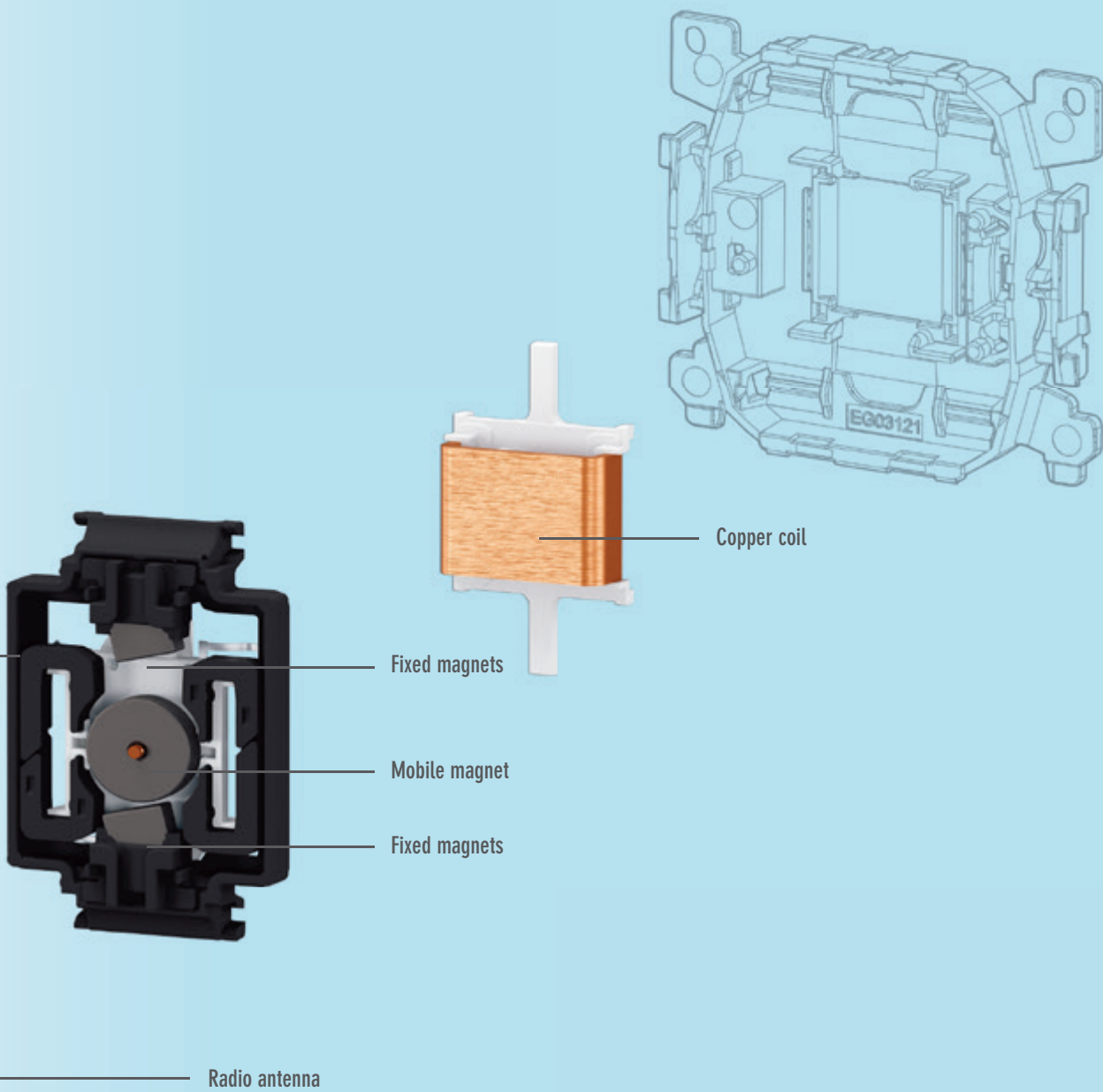
Mechanical actuator enabling displacement of the magnetic frame



Magnetic frame







## INNOVATIVE TECHNOLOGY FOR BATTERYLESS SWITCHING



The batteryless, wireless switch was developed in collaboration with CEA, a major French player in research, development and innovation. The objective of this collaboration was the creation of a wireless switch for networked installations that does not require an external power supply such as a battery. The innovative energy harvesting mechanism generates the energy required for the switching operations itself. A generator is set in motion whenever the rocker is activated. This is sufficient to generate the current required to transmit the radio signal and therefore trigger the desired switching function. A major challenge was also met by designing this mechanism in such compact dimensions that it allows for a particularly slim switch design.

**Following rigorous tests, this switch was certified to have an operating life of at least 1 million operations. The wireless, batteryless switch is covered by three patents.**

# LIGHTING CONTROL

INTERNATIONAL AND INTELLIGENT



Connected switches with neutral, with dimmer option, wired



Connected switch without neutral, with dimmer option, wired



Wireless light switch

## ENDLESS POSSIBILITIES FOR INTELLIGENT LIGHTING MANAGEMENT

Arteor with Netatmo makes light switches smart – including for international projects. This is because the wide selection of smart products for lighting management is available for all common standards, such as British, Italian, US and German. The range includes wired and wireless connected switches, single and multigang switches, and switches with or without dimmer option. The dimmer function makes it possible to create precisely the lighting mood you want with all current types of light sources, including dimmable LEDs. This gives you more planning freedom, including for renovations.





Connected switch with neutral, 3-gang, wired

## SO BRITISH

This connected 3-gang light switch has been specially designed to meet the requirements of British standard installations. Combining a maximum number of switching points in the smallest of spaces, it simplifies the wiring where there is little volume available.



Wireless light switch

**Micromodule switch -  
to connect lights with a ceiling  
box installation**



The lighting micro-module is installed in the ceiling box near the light. This makes it possible to transform a conventionally-installed light into a convenient connected light, without any need for expensive rewiring.

### Wireless flush-mounting switch

The wireless switch, which can be installed in the flush-mounting box very easily, expands the options of a wired lighting system, without compromising on aesthetics.



# SHADING SYSTEMS

SIMPLY CONVENIENT



Curtain/roller blind wireless switch



Curtain/roller blind wireless switch



Connected curtain/roller blind switches

Shading systems contribute to enhancing sustainability as they help to reduce the use of energy-intensive air conditioning systems. Roller blinds, curtains and venetian blinds are particularly convenient when they are motorised and can be controlled either centrally or remotely.

Arteor with Netatmo makes this easy. The system not only makes the regular raising and lowering of roller blinds more convenient. The connected curtain/roller blind switches also offer a stop function and level management. With venetian blinds, the position of the slats can also be controlled precisely.

A single wireless control can manage up to 20 wired roller blind switches, so that a touch of a button operates whole groups of roller blinds or curtains, in centralised mode or as part of pre-programmed scenarios. Opt for even more convenience by choosing to control the system using the Home + Control App or voice control.



Flush-mounting wireless curtain/roller blind switch - a handy function that discreetly blends in.



Connected curtain/roller blind switch, 2-gang  
(Arteor with Netatmo British standard)



Curtain/roller blind wireless switch  
(Arteor with Netatmo British standard)



# SCENE SWITCHES

MORE OPTIONS FOR A MORE PERSONAL TOUCH



Home/Away wireless master switch -  
Pressing one button is enough



Wake Up/Sleep wireless switch -  
Good night and good morning

For everyday situations, pre-programmed scenes provide genuinely enhanced convenience. Special scene switches come with preconfigured scenarios, which can easily be personalised in the Home + Control App to suit your individual needs. "Home/Away" and "Wake Up/Sleep" scenarios control the lights and shutters just as the user wishes. For example, when they get home, all they need to do is press the switch by the door to open the shutters and turn on the lights. Similarly, when leaving the house, one push of a button is enough to have all of the shutters closed and all lights turned off. No more electricity gets wasted just because someone forgot to turn off a light.

## FOUR CUSTOMISABLE SCENES

The Arteor with Netamo 4 scenes wireless switch allows four individual scenes to be programmed as you wish. The app can be used to assign them any name you like, and also specific icons. With configuration made that easy, there's no need to worry about changing the scenes at a later stage.



Let the guests in



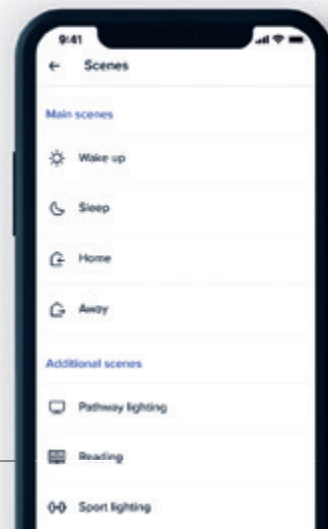
Creating the atmosphere you want is child's play



Everything you need for a pleasant evening



Enjoy maximum convenience




# CONNECTED SOCKET OUTLETS

REMOTE CONTROL  
MADE EASY



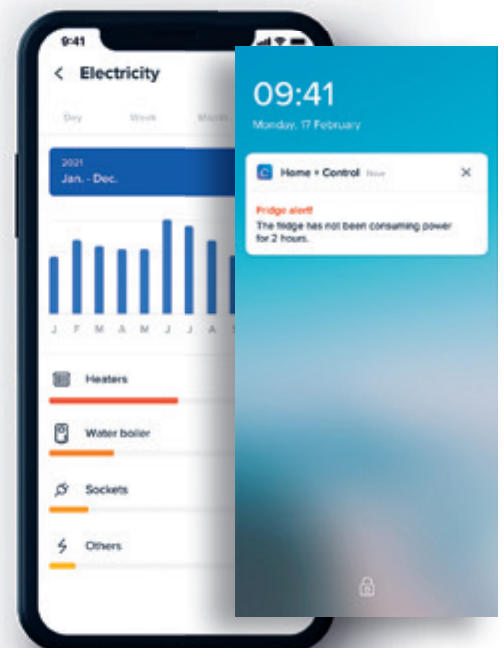
Connected British standard 13 A  
switched socket outlet, 2-gang



Connected British standard 13 A  
switched socket outlet, 1-gang

## MORE FREEDOM IN PLANNING AND IN USE

Arteor with Netatmo turns socket outlets into smart components of the connected home. This allows any type of device to be switched on and off remotely or integrated into individual scenarios. Connected socket outlets can be controlled using switches that can be positioned freely on the wall, using the Home + Control App or voice assistants. In addition, the connected sockets provide useful information about weekly and monthly energy consumption and will send a notification to a smartphone in the event of any problem, so that you can quickly take the appropriate action.








Connected Euro/US socket outlet











Connected Australian standard socket outlet



Connected South African standard socket outlet

# FEW COMPONENTS








LOTS OF OPTIONS

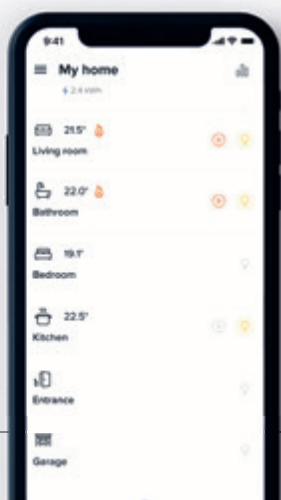
		FUNCTIONS		Wired devices (110/230 V AC)		
		START	LIGHT SWITCHES			
		Gateway Kit: Zigbee/Wi-Fi gateway & Wireless Home/Away master switch	With neutral	With dimmer option with neutral	With dimmer option without neutral	
ARTEOR WITH NETATMO INTERNATIONAL						
ARTEOR WITH NETATMO BRITISH STANDARD						

The system consists of only a few simple components. The 'Gateway Kit' that needs to be installed to start with. Connected controls which trigger actions such as controlling lights, roller blinds and electrical appliances. And wireless, battery powered controls that allow to manage scenes, create centralized functions and enable remote control of individual functions.

## CONNECTED WIRED PRODUCTS

The wired products are installed in the same way as conventional components and then paired with the wireless switches (which can be positioned anywhere) via the Zigbee 2.4 GHz waveband. Thanks to the dynamic mesh network, all functions can easily be reconfigured at any time. It is also easy to add extra modules.

	CURTAINS/ROLLER BLINDS		CONNECTED OUTLETS
Micromodule		Micromodule	
			
	 		 
			



The Home + Control App, which can be used to control the system via smartphone and tablet, is available for devices with Android and iOS. Download it for free from your usual app stores.






HOME + CONTROL App

# FEW COMPONENTS

LOTS OF OPTIONS

## WIRELESS CONTROLS

Wireless light and roller blind switches are used to extend the installation and enable individual, group based or centralized remote control of lighting and roller blinds. They are adaptable to take into account evolutions of the installation over time. Wireless scene

		LIGHT	CURTAINS/ ROLLER BLINDS
		Battery powered	Batteryless
ARTEOR WITH NETATMO INTERNATIONAL			
			
			
ARTEOR WITH NETATMO BRITISH STANDARD			
			
			

controls are used to activate pre-programmed, more complex scenarios that enhance comfort when you wake up in the morning or go to bed at night, leave the house or come home. Additionally, the 4 scenes wireless switch allows four individual scenes to be programmed as you wish.

FUNCTIONS

SCENES

Battery powered

Batteryless

HOME/AWAY

4 SCENES

WAKE UP/SLEEP

WAKE UP/SLEEP



# A SMART SYSTEM

FEW COMPONENTS,  
EASY TO CONFIGURE





Many useful functions can be implemented at home using just a few different devices. To start the connected installation with Arteor with Netatmo, the gateway kit consisting of the gateway and master switch is essential.




## GATEWAY

Connects the Arteor with Netatmo system to the home's Wi-Fi network. The gateway is necessary in order to use the Home + Control App and thereby enables convenient control of the installation via smartphone, tablet or voice control.

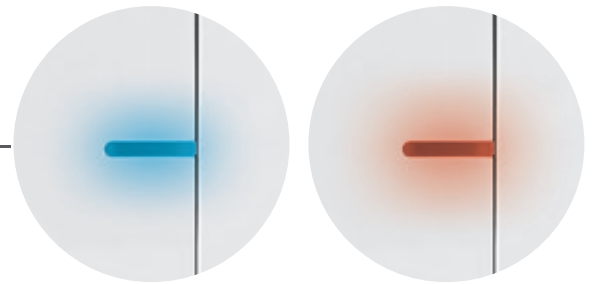


## WIRELESS MASTER SWITCH

Used to create the Zigbee radio network (2.4 GHz waveband) via which all components in the system communicate with each other. No need for complicated cabling. The Home /Away wireless master switch also allows to launch the preset life scenes "Leave Home" and "Back Home".



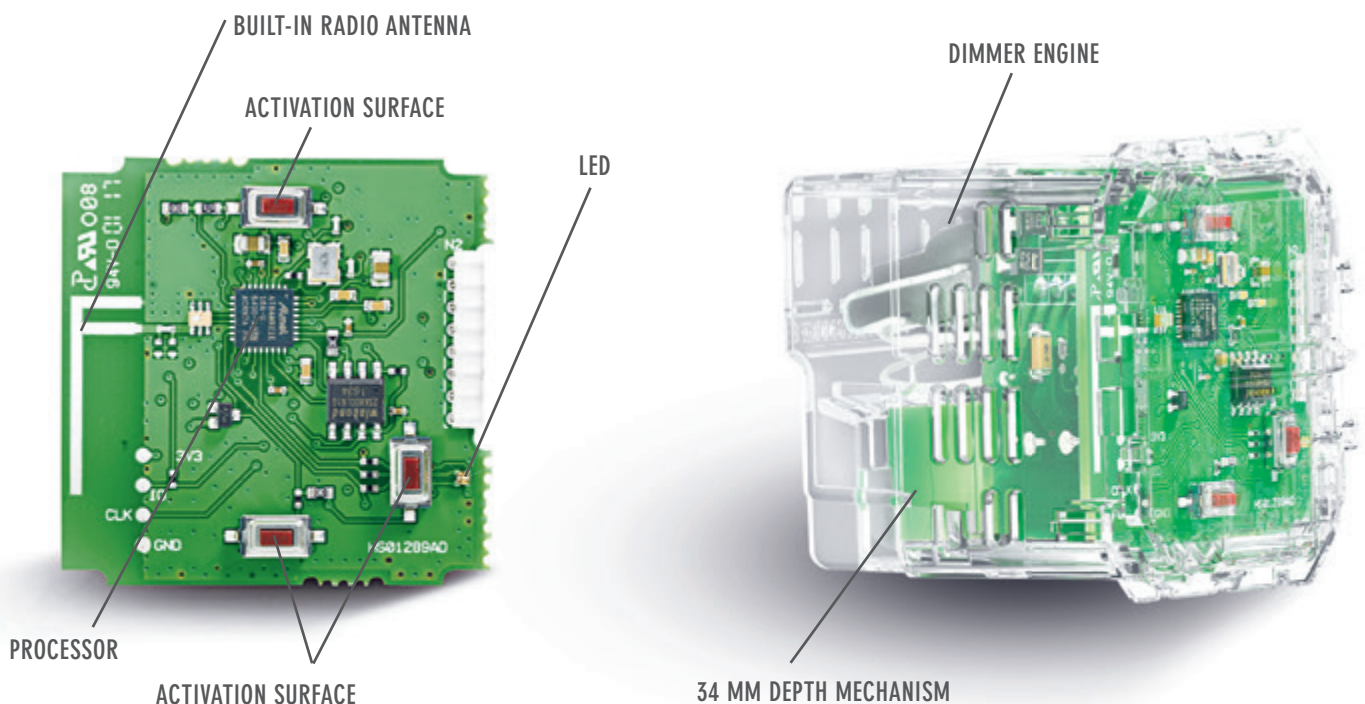
Few components are required to enable control of lighting and shutters, more complex scenarios and electrical appliances via switched outlets. The system's modular structure allows for easy adaptation to changing needs and enables extensions any time they are required.



The LED in the switch serves as a locator while also signalling the product's status. During pairing, its changing colours guide you through the process.

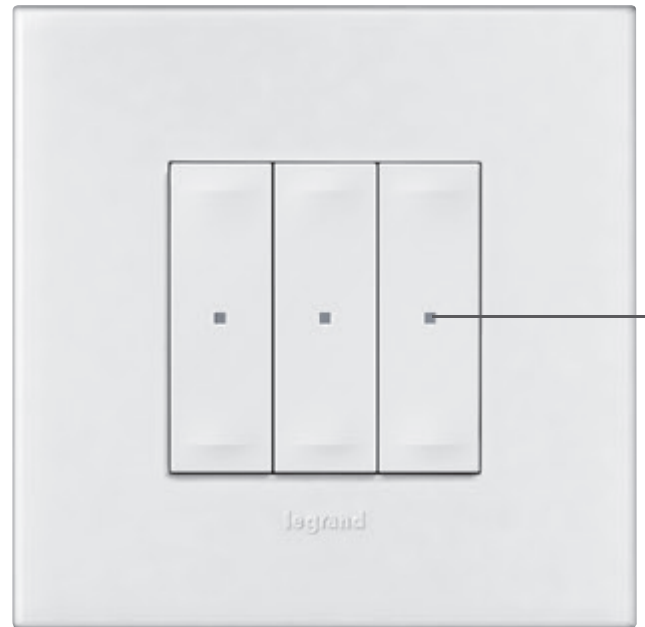
## THE CONNECTED SWITCH – 4 IN 1

This compact, smart and versatile product combines 4 functions in one: both a switch and a dimmer, it also has indicator and locator features. All this in a device just 34 mm deep, fitting any standard mounting box.



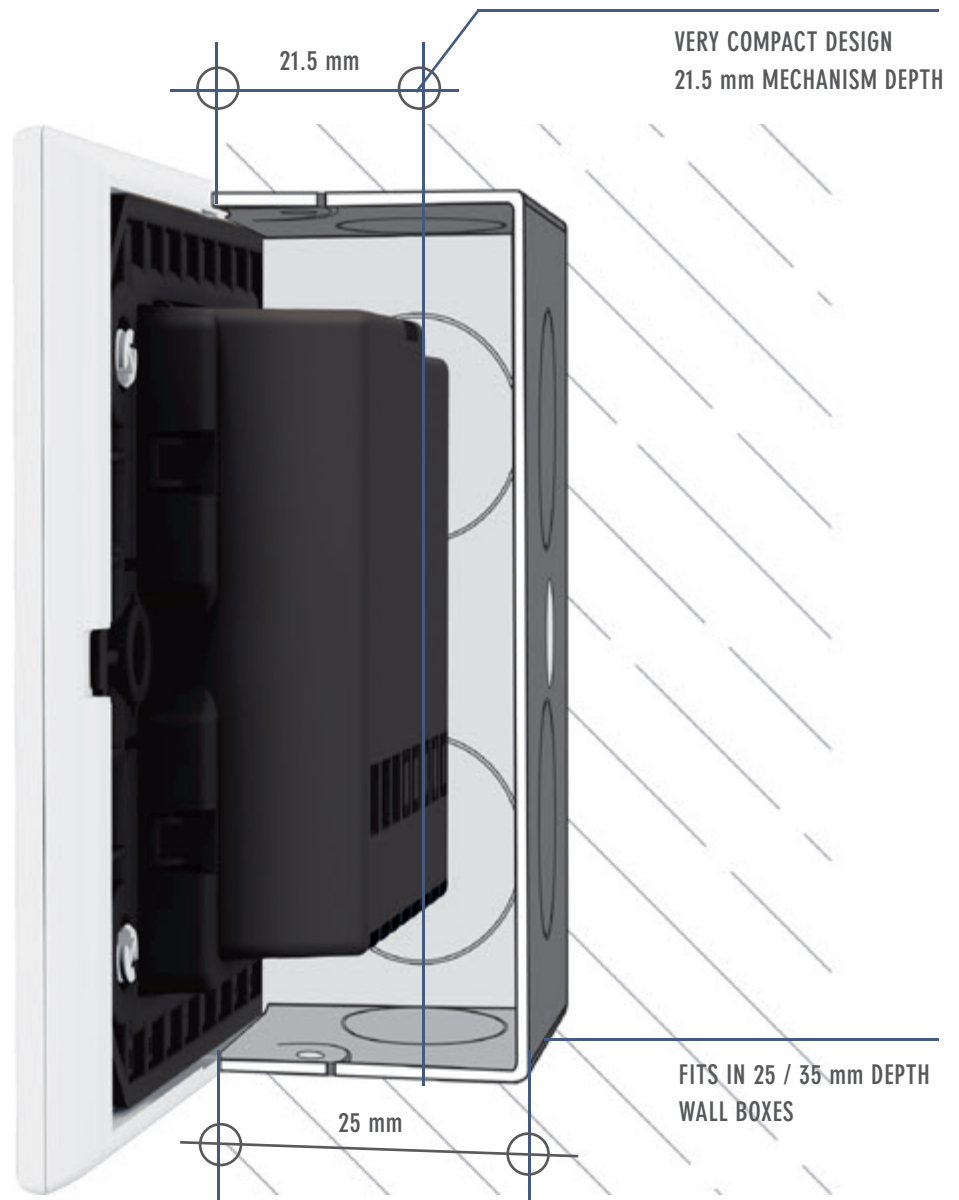
# BRITISH STANDARD EXTRA SLIM FORMAT

3-IN-1, EASY TO INSTALL

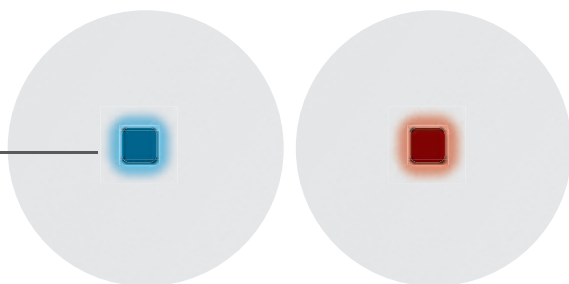


## CONNECTED SWITCHES WITH NEUTRAL

These switch and socket mechanisms have a particularly compact design. They fit into all British standard wall boxes and leave plenty of wiring space. This makes installation much easier and ensures that construction progresses quickly.





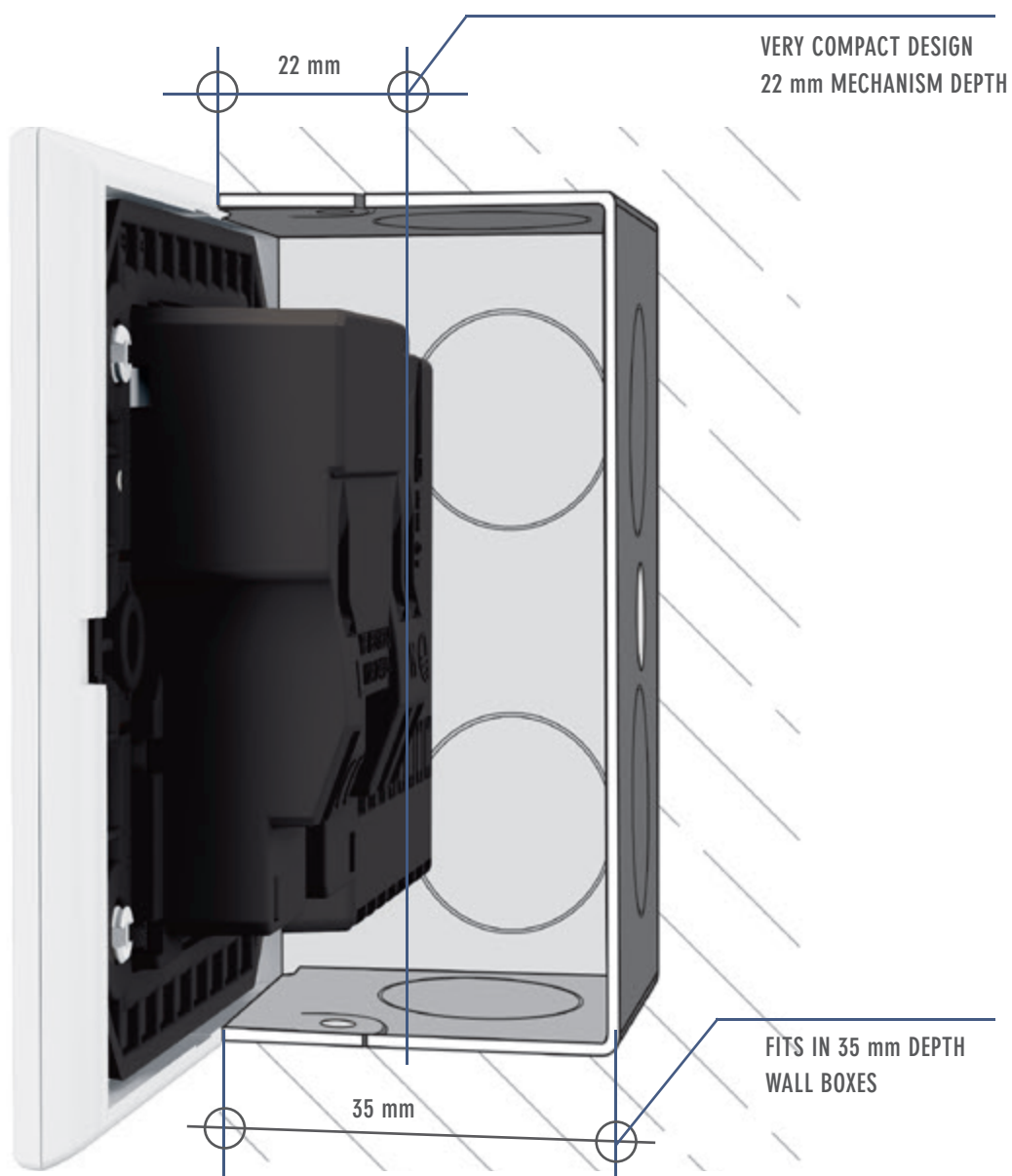



The LED in the switch serves as a locator while also signalling the product's status. During pairing, its changing colours guide you through the process.

## MINIMUM SPACE REQUIRED, MAXIMUM POSSIBILITIES

This connected 3-gang light switch was developed to facilitate the installation in typical BS boxes. It enables three switching points to be fitted in a single wall box. This allows more functionalities to be incorporated without increasing the installation effort or changing the appearance.

### CONNECTED BS 13 A SOCKET OUTLET





# EASY INSTALLATION

WHETHER NEW OR RENOVATION

## 5 STEPS TO A CONNECTED HOME

1



After installing all wired devices, switch on power and all LEDs will light up in red.

2





Press the master switch at its centre for 5 seconds.

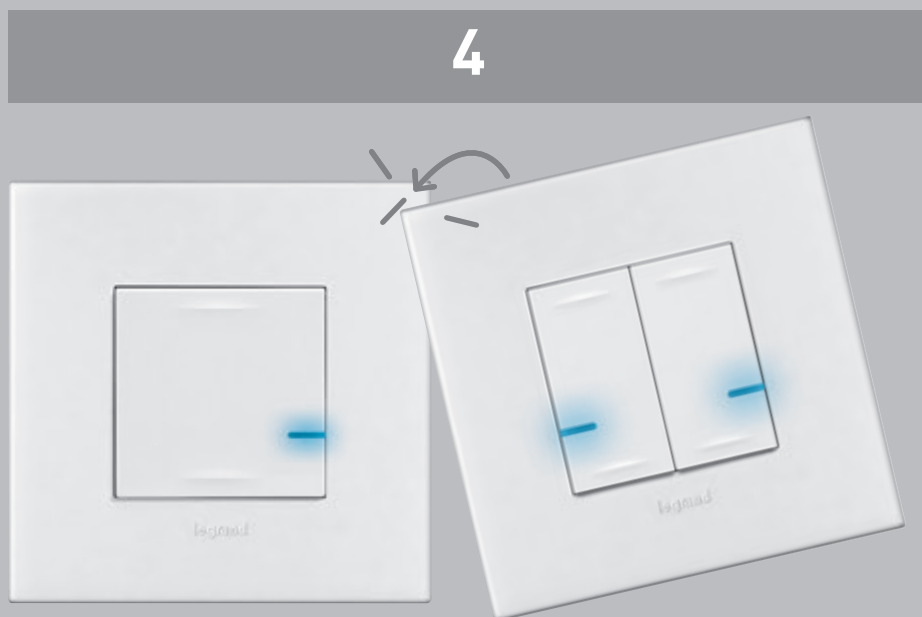
3



The LEDs now light up in green, showing that your network has been created.



Arteor with Netatmo is a radio solution, requiring no extra wiring as it uses the existing infrastructure. This makes it the ideal choice for upgrading an existing installation into a connected home. But for new building projects, too, it offers definite advantages, as its simple installation cuts effort to a minimum.



To pair them, press the wireless switch you wish to pair, while tapping it three times onto the wired devices you wish to control. The LED's blue light tells you that the pairing was successful.

After a short press on the master switch, all the LEDs turn off.

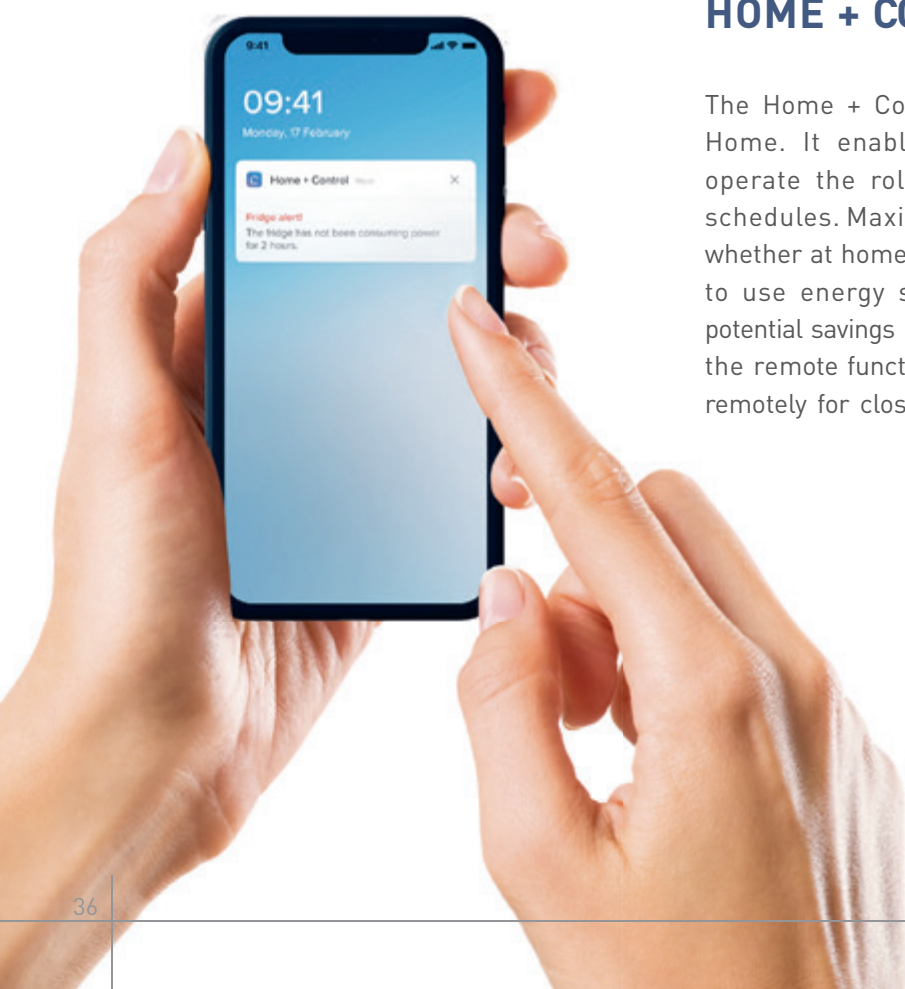
# A SINGLE APP TO CONTROL YOUR HOME

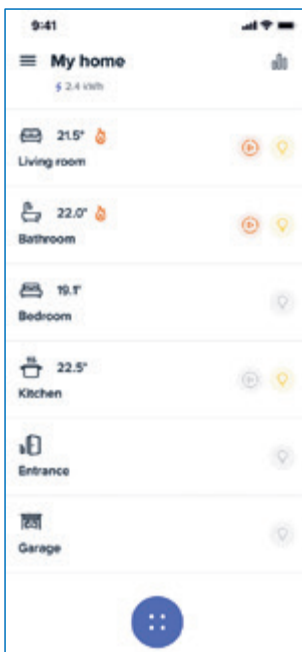
ADD A TOUCH  
OF SMARTNESS



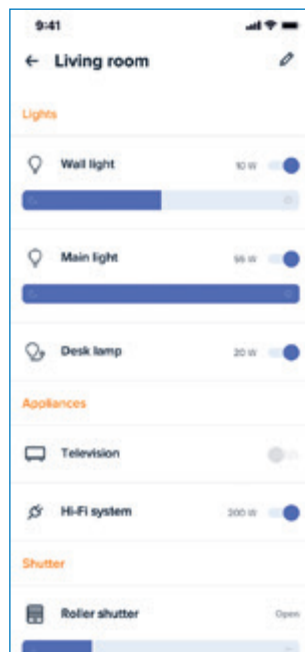
## HOME + CONTROL APP

The Home + Control App is the control centre for the Smart Home. It enables to switch on/off the light in the house, operate the roller blinds/curtains, run scenarios and make schedules. Maximum convenience and security are guaranteed, whether at home or in remote use. The app also helps consumers to use energy sparingly. Consumption can be analysed to identify potential savings using the energy monitoring function. And with the remote functionality, individual loads can be switched on or off remotely for closely targeted control of their energy consumption.

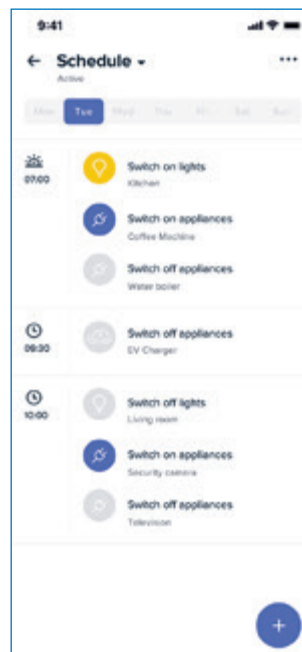




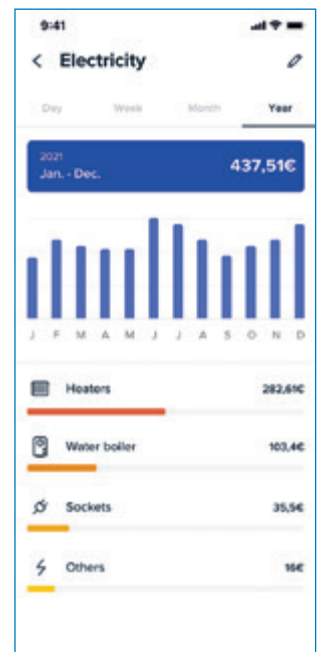
**Dashboard**  
Monitoring of room temperature and lighting throughout the house with precise status feedback



**Room by room**  
Targeted activation and deactivation of electrical loads, switching and dimming of lights and operation of roller blinds from anywhere in the world.



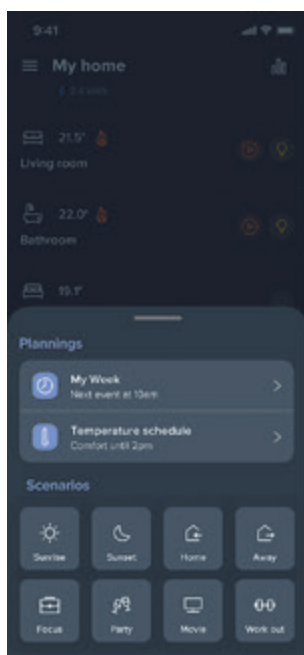
**Individually programmed scenes**  
Create schedules for repeating actions to run automatically, for more convenience and security, including when you are away.



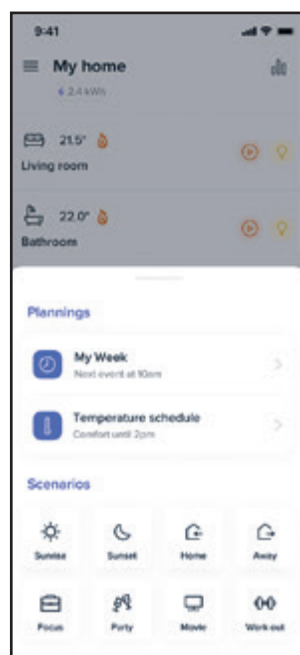
**Monitoring of energy consumption and analysis of the consumption behaviour of individual devices**  
For a conscious use of energy and harnessing of savings potentials.

# IF THIS THEN NOTIFY

GET SMART NOTIFICATIONS



Dark mode: spares both your eyes and the battery



White mode: clear and intuitive to use

## STAY INFORMED AT ALL TIMES

The Home + Control App keeps you constantly aware of what is happening in your house. It enables every wired product to be used as a sensor that analyses its environment and registers deviations or the attainment of a predefined status. The app can be used to define whether and how you should receive notifications. Has the refrigerator not been consuming any power for the last hour? Are the roller blinds not closed in the living room? Has the washing machine finished its cycle? Your smartphone reports everything reliably and directly.





Good to know: the washing is ready!

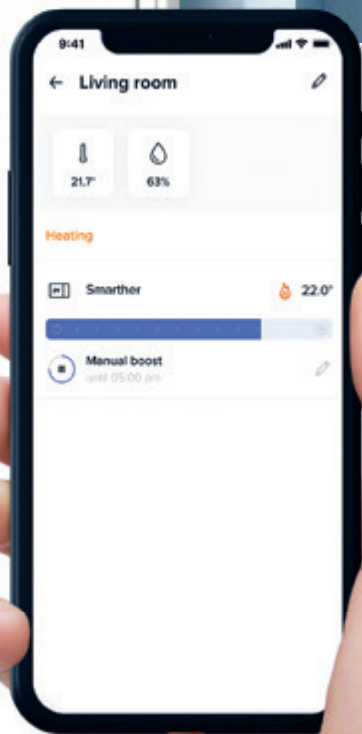


Is there still light on in the kitchen?  
The notification lets you take action.

The Home + Control App not only has built-in intelligence, it also provides maximum reading comfort and intuitive user guidance. It has a dark mode for greater comfort, an improved contrast making it easier to read with less strain on the eyes. An additional benefit with dark mode is that the smartphone consumes less energy and thus remains available for use for a longer period.

# CREATE A FEEL-GOOD CLIMATE

SIMPLY VIA THE APP



## THE DESIRED TEMPERATURE AT ALL TIMES

The temperature in the house can also be managed conveniently via your smartphone with the Home + Control App. This is made possible with the Smarter with Netatmo connected thermostat and the Smarter AC with Netatmo air-conditioning control unit. Once integrated into the app, they can be switched on and off, but also integrated into scenarios and activated via scheduling. The control via the smartphone maximises convenience at home while helping to save energy by enabling heating or air conditioning to be used only where and when they are really needed. Control via the voice assistant increases home convenience even further.







Smarter with Netatmo  
connected thermostat for more  
comfort and less energy consumption.  
Compatible with Netatmo smart valves

Smarter AC with Netatmo  
Connected thermostat for all types of  
HVAC systems



## FIND OUT MORE:

Further information on the Smarter with Netatmo connected thermostat and Smarter AC with Netatmo can be found in the two special catalogues for these products.

# CHOOSE BETWEEN 2 GATEWAYS

CONTROL EVERYTHING  
USING A SINGLE APP



**CX<sup>3</sup> with Netatmo connected latching relay**  
Easy local or remote control of lights in corridors and staircases.  
Integration in scenarios or schedules.  
Measurement of energy consumption.



**Lighting control**  
Manage lights individually or centrally



**Curtain/Roller blind control**  
Manage shutters, roller blinds and curtains



**Scenario control**  
Set up and manage customised scenes

## MAKE EVERYTHING SMART

Connected installations with Legrand smart home products offer more than just the standard functions of lighting and roller blind control, scenarios, temperature control and energy management. Large loads such as pool pumps and electrical vehicle charging stations can also be controlled by integrating networked modular devices. Complex lighting controls for stairways can be implemented just as easily as detailed energy consumption measurements. Best of all, everything can be remotely operated and controlled easily and conveniently via the Home + Control App.



### CX<sup>5</sup> with Netatmo connected contactor

To control the operation of high-energy consumption appliances up to 20 A locally or remotely. Convenient remote control and pre-programmed processes. Monitoring of energy consumption on the app.



### Connected socket outlets Control and monitor electrical appliances remotely

### EMDX<sup>5</sup> with Netatmo Connected load shedder

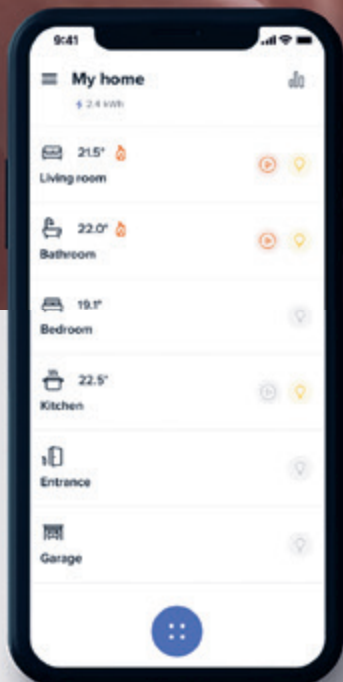
Avoids black-out in the event of excessive consumption by gradually disconnecting individually or automatically the most high-energy consumption appliances according to predefined and customizable priorities.

### EMDX<sup>5</sup> with Netatmo single-phase connected electricity meter


Detailed measurement and analysis of energy consumption. Evaluation for the whole house or individual circuits. Notification of individually preset consumption levels.

# VOICE CONTROL

YOUR HOUSE OBEYS  
YOUR EVERY WORD




How can your customers control all of the functions of their smart home electrical installation? Any way they want: with wired or radio-controlled switches on the wall, fully automatically via pre-programmed sequences, from anywhere via the app, or simply by using voice control. Arteur with Netatmo makes residents free to choose.



Connected wired and wireless controls for local and remote control

## EASY TO USE ANY WAY YOU LIKE

The system works smoothly with the most widely used voice assistants: Google Assistant, Amazon Alexa and Apple Siri. Just say the word and the house does as it's told. Voice control enables you to switch the lights on or off, run scenarios or set the desired temperature. Digital assistants are definitely making our lives easier.

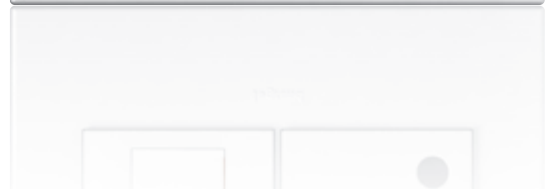



# ENDLESS POSSIBILITIES, ONE LOOK

INSPIRINGLY INTERNATIONAL



As a part of the global Arteor range, Arteor with Netatmo is truly international. It enables demanding planners and project owners to implement their projects all over the world with a consistent design. To do so, they can choose from among a wide palette of attractive finishes to achieve precisely the desired individual look. They can also decide just how far they want their electrical installation to be connected: from stand-alone functions to a fully networked system, Arteor and Arteor with Netatmo make every option possible. Integrating individual smart functions into an installation is easy too. In each and every case, the project can be clad in a seamlessly uniform design. This aesthetic and technological harmony will inspire planners, developers and designers alike.



FITS ANY STYLE  
OF HOME

NEUTRAL -  
FULL COLOUR







4 scenes wireless switch, 2-gang  
Champagne



Connected BS socket outlet, single pole, switched  
Magnesium



Connected light switch with dimmer option  
White



Home/Away wireless master switch  
Soft Alu

The clear, almost minimalist design of this series fits harmoniously into almost all modern interior design styles. It is discreetly restrained and yet radiates quality and individuality thanks to its high-quality finishes. The ideal choice for a timeless look.

# TIMELESS AND TECHNOLOGICAL

MIRROR






Curtain/roller blind wireless switch  
Magnesium/Mirror Black



Connected light switch, 3-gang  
Magnesium/Mirror Black



Zigbee/Wi-Fi gateway  
White/Mirror White



Wake Up/Sleep wireless switch  
White/Mirror White

The brilliant Mirror finishes echo the design principles of modern tech devices. They enhance the “high-tech” character of the range and work harmoniously with contemporary minimalist interiors.

DESIGNED  
FOR STRONG  
PERSONALITIES

BRUSHED METAL






Connected curtain/roller blind switch  
Magnesium/Gold Brass



Connected light switch  
Magnesium/Black



Zigbee/Wi-Fi gateway  
Magnesium/Pink Champagne



Connected BS socket outlet, single pole, switched, 2-gang  
Magnesium/Stainless Steel

Anyone who attaches particular importance to a highly personal design in their living environment can express their ideas perfectly by choosing these finishes. Carefully crafted metal surfaces and an interesting colour palette open up new opportunities for sophisticated interior designers.

# TECHNOLOGY WITH BRILLIANT LOOKS

REFLECTIVE METAL





Wireless light switch, 2-gang  
Magnesium/Stainless Steel



Wireless, batteryless light switch, 2-gang  
Magnesium/Black



Wake up/Sleep wireless switch  
Magnesium/Gold

In this design line, mirror-smooth metal combines the technological and aesthetic competence of Arteor and lets it emanate into the personal environment. With its clear lines and its choice of attractive colours, the result will appear elegant and assertive in every respect.

# TECHNOLOGY MEETS DESIGN

ADD A TOUCH  
OF STYLE

## NEUTRAL



Champagne



White



Graphite



Soft Alu



Magnesium



Dark Bronze

## BRUSHED METAL



Black



Stainless Steel



Gold Brass



Pink Champagne



REFLECTIVE METAL



Black



Stainless Steel



Gold

MIRROR



Mirror Black



Mirror White

WOOD



Grey Oak

SIGNATURE



Cube

# OPEN AND INTEROPERABLE

GREATER FLEXIBILITY FOR CUSTOMIZATION



Find out more about WORKS WITH LEGRAND:  
<https://developer.legrand.com/>

## OPEN FOR SHARED SOLUTIONS

Legrand extends an open invitation to start-ups, independent developers and leading companies to develop and implement joint solutions for maximum user benefit. This is the purpose of the “Works with Legrand” program, which was created to facilitate and encourage cooperation. A dedicated portal gives third-party providers access to the open APIs used in Legrand’s IoT solutions, enabling them to incorporate the Legrand connected offerings into their own systems and services. A way of enabling the development of ever more efficient and seamlessly connected smart solutions for the places where we live and work.





## BE YOUR OWN PROGRAMMER



All the devices in the Arteor with Netatmo range are now certified Zigbee 3.0. What's more, Arteor with Netatmo is also certified Zigbee Green Power and compatible with the Zigbee Over the Air (OTA) update process.

This allows system integrators to integrate Arteor with Netatmo directly into their solutions through their own gateways and to manage our devices directly through their apps. For easy realization of tailor-made solutions that perfectly respond to their customers' needs.

All the relevant development resources are accessible on the Works with Legrand web portal.

# CATALOGUE



## Arteor™ with Netatmo International



P. 62  
Connected  
gateway pack



P. 66  
Connected wireless  
light switches



P. 68  
International  
support frames



P. 76  
Connected  
gateway pack

## Arteor™ with Netatmo British standard



P. 80  
Connected wireless  
light switches



P. 84  
Combination examples

## Arteor™ plates



P. 90  
Plate selection charts



**P. 62**  
Connected light switches



**P. 63 to 65**  
Connected socket outlets & cable outlet



**P. 65**  
Connected curtain/roller blind switches



**P. 66**  
Connected wireless batteryless light switches



**P. 67**  
Connected wireless scene switches



**P. 68**  
Connected wireless curtain/roller blind switches



**P. 70**  
Combination examples



**P. 76**  
Connected light switches



**P. 78-79**  
Connected socket outlets & cable outlet



**P. 79**  
Connected curtain/roller blind switches



**P. 80**  
Connected wireless batteryless light switches



**P. 81**  
Connected wireless scene switches



**P. 82**  
Connected wireless curtain/roller blind switches

## Arteor™ with Netatmo - International

### connected gateway pack

Must be ordered for any connected installation

#### Step 1: Gateway pack for a connected home



5 742 09

Support frames and plates selection charts **p. 90 to 97**

Used to create the radio network and the Wi-Fi connection of the connected installation

Enables remote control of your home (lighting, curtains/roller blinds, temperature and electrical appliances) using a smartphone via the Home + Control App and/or voice control with a voice assistant. Must be ordered to start any connected installation. To be completed by adding individual connected products. 2.4 GHz Wi-Fi connection required.

Pack	Cat.Nos	Connected gateway pack
1	5 742 09	<p>Used to create the radio network and the Wi-Fi connection</p> <p>Composition:</p> <ul style="list-style-type: none"> <li>- 1 flush-mounted Zigbee/Wi-Fi gateway</li> </ul> <p>Mechanisms supplied with cover plates, to be equipped with support frames (p. 68-69) and plates (p. 90 to 97)</p> <p>Allows the connection of the installation to the Wi-Fi network and enables control through the Home + Control App and voice assistants (Google Assistant, Amazon Alexa, Apple Siri)<sup>(1)</sup></p> <p>Can be installed in place of an existing product</p> <p>Suitable for flush-mounting box min. depth 35mm</p> <ul style="list-style-type: none"> <li>- 1 Home/Away wireless master switch with preset life scenes</li> </ul> <p>Supplied with cover plate and multi-standard support frame (with removable fins)</p> <p>To be equipped with 2-module plates (p. 90 to 97)</p> <p>Used to create the radio network and to control life scenes</p> <p>Life scenes can be customised in the Home + Control App</p> <p>Supplied with CR2032 3 V long-life battery for power supply and removable stickers for fixing the control unit on any substrate</p> <p>LED function for low battery indication</p>
1	5 742 27	
1	5 742 36	
1	5 742 18	

1: Availability of voice assistants to be checked in your country

Legrand's Home + Control App available on **Google Play and the App Store**



## Arteor™ with Netatmo - International

### connected light switches

#### Step 2: Connected products



Home + Control



5 742 01



5 742 12

Support frames and plates selection charts **p. 90 to 97**

Used to create your connected installation, require prior installation of a gateway pack for connected installation

Pack	Cat.Nos	Connected light switches
		<p><b>Switch with neutral 100 W LED, wired, 1 module</b></p> <p>Mechanisms supplied with cover plates, to be equipped with support frames (p. 68-69) and plates (p. 90 to 97)</p> <p>For local or remote control of lighting</p> <p>Can be controlled by one or several wireless light switches and/or mechanical 2-way switches</p> <p>Compatible with all loads :</p> <ul style="list-style-type: none"> <li>- LEDs and CFL lamps: 100 W LED</li> <li>- Incandescent and halogen lamps: 500 W</li> <li>- ELV halogen and CFL lamps with separate ballast: 250 VA</li> </ul> <p>Can be installed in place of an existing switch in a flush-mounting box depth 35 mm</p> <p>Locator and indicator functions can be activated from the Home + Control App</p> <p>Zigbee Certified Product</p>
1	5 742 01	<ul style="list-style-type: none"> <li>○ White</li> <li>● Magnesium</li> <li>● Champagne</li> <li>● Soft Alu</li> </ul>
1	5 742 20	
1	5 742 29	
1	5 742 11	
		<p><b>Switch without neutral, 50 W LED, with dimmer option, wired, 2 modules</b></p> <p>Mechanisms supplied with cover plates, to be equipped with support frames (68-69) and plates (p. 90 to 97)</p> <p>For local or remote ON/OFF or dimming control of lighting</p> <p>Can be controlled by one or several wireless light switches and/or mechanical push-buttons</p> <p>Dimmer mode and locator and indicator functions can be activated from the Home + Control App</p> <p>Compatible with all loads:</p> <ul style="list-style-type: none"> <li>- Dimmable LEDs and CFL lamps: 50 W LED</li> <li>- Incandescent and halogen lamps: 300 W</li> <li>- ELV halogen and CFL lamps with separate ballast: 50 VA</li> </ul> <p>Supplied with a bleeder</p> <p>Memory level function</p> <p>Can be installed in place of an existing switch in a flush-mounting box depth 35 mm</p> <p>Zigbee Certified Product</p>
1	5 742 02	<ul style="list-style-type: none"> <li>○ White</li> <li>● Magnesium</li> <li>● Champagne</li> <li>● Soft Alu</li> </ul>
1	5 742 21	
1	5 742 30	
1	5 742 12	

Products to be submitted to local tests to ensure a perfect functioning. Please contact your local agency



## Arteor™ with Netatmo - International

connected light switches (continued)

### Step 2: Connected products



Support frames and plates selection charts **p. 90 to 97**

Used to create your connected installation, require prior installation of a gateway pack for connected installation

Pack	Cat.Nos	Connected light switches (continued)
		<p><b>Switch with neutral, 150 W LED, with dimmer option, wired</b>            Mechanisms supplied with cover plates, to be equipped with support frames (p. 68-69) and plates (p. 90 to 97)            For local or remote ON/OFF or dimming control of lighting            Can be controlled by one or several wireless light switches and/or mechanical push-buttons without neon            Dimmer mode and locator/ indicator functions can be activated from the Home + Control App            Compatible with all loads:            - Dimmable LEDs and CFL lamps: 150 W LED            - Incandescent and halogen lamps: 150 W            - ELV halogen and CFL lamps with separate ballast: 150 VA            Memory level function            Can be installed in place of an existing switch in a flush-mounting box depth 35 mm            Zigbee Certified Product</p>
		<p><b>1 module</b></p> <ul style="list-style-type: none"> <li>○ White</li> <li>● Magnesium</li> <li>● Champagne</li> <li>● Soft Alu</li> </ul>
1	5 743 40	
1	5 743 42	
1	5 743 43	
1	5 743 41	
		<p><b>2 modules</b></p> <ul style="list-style-type: none"> <li>○ White</li> <li>● Magnesium</li> <li>● Champagne</li> <li>● Soft Alu</li> </ul>
1	5 743 30	
1	5 743 32	
1	5 743 33	
1	5 743 31	
		<p><b>Micromodule switch with neutral, 100 W LED</b>            Used to connect lights with a ceiling box installation            Can be controlled by one or more wireless light switches and/or mechanical push-buttons            Compatible with all loads:            - LEDs and CFL lamps: 100 W LED            - Incandescent and halogen lamps: 300 W            - ELV halogen and CFL lamps with separate ballast: 250 VA            Zigbee Certified Product</p>
1	5 742 43	

## Arteor™ with Netatmo - International

connected socket outlets

### Step 2: Connected products



Plates selection charts **p. 90 to 91**


Used to create your connected installation, require prior installation of a gateway pack for connected installation

Pack	Cat.Nos	Connected British standard socket outlets, 13 A - 250 V, switched, single pole
		<p>Compact mechanism (22 mm deep)            Shuttered for child safety            Protected against overloads            Conform to BS 1363 Part-2 and IEC 60669-2-5            Socket outlets can be controlled by one or several wireless light switches            Remote control via the Home + Control App            Compatible with any electrical appliance or large household appliance            Connected socket outlets allow to:            - remotely control electrical appliances            - measure instantaneous power            - monitor daily and monthly consumption            - send notifications in case of abnormal use (overconsumption etc.)            Can be installed in place of an existing socket outlet in a flush-mounting box min. depth 35 mm            Indicator LED function can be activated from the Home + Control App            Zigbee Certified Product</p>
		<p><b>2P+E switched - 1-gang</b>            Mechanisms supplied with cover plates and support frames, to be equipped with British standard plates, 3 modules, 1-gang (p. 64)</p> <ul style="list-style-type: none"> <li>○ White</li> <li>● Magnesium</li> <li>● Champagne</li> <li>● Soft Alu</li> </ul>
1	5 742 56	
1	5 742 58	
1	5 742 59	
1	5 742 57	
		<p><b>2P+E switched - 2-gang</b>            Mechanisms supplied with cover plates and support frames, to be equipped with special plates (p. 64)</p> <ul style="list-style-type: none"> <li>○ White</li> <li>● Magnesium</li> <li>● Champagne</li> <li>● Soft Alu</li> </ul>
1	5 742 66	
1	5 742 68	
1	5 742 69	
1	5 742 67	

# Arteor™

plates for connected socket outlets

## Step 2: Connected products



5 713 03

5 712 14

Plates selection charts p. 90 to 91

Pack	Cat.Nos	British standard plates - 3 modules - 1-gang
		<b>Suitable for 1-gang 2P+E connected British standard socket outlets Arteor™ with Netatmo</b>
5	5 751 60	<ul style="list-style-type: none"> <li>○ White</li> <li>● Soft Alu</li> <li>● Graphite</li> <li>● Magnesium</li> <li>● Champagne</li> <li>● Dark Bronze</li> <li>● Mirror White</li> <li>● Mirror Black</li> <li>● Brushed Metal - Stainless Steel</li> <li>● Brushed Metal - Gold Brass</li> <li>● Brushed Metal - Pink Champagne</li> <li>● Brushed Metal - Black</li> <li>● Reflective Metal - Stainless Steel</li> <li>● Reflective Metal - Black</li> <li>● Reflective Metal - Gold</li> <li>● Wood - Grey Oak</li> <li>● Signature - Cube</li> </ul>
5	5 713 03	
5	5 751 62	
5	5 713 13	
5	5 713 23	
5	5 713 33	
1	5 751 64	
1	5 751 63	
1	5 751 66	
1	5 761 80	
1	5 713 53	
1	5 713 43	
1	5 713 63	
1	5 713 83	
1	5 713 73	
1	5 713 93	
1	5 714 03	

Pack	Cat.Nos	British standard plates - 2x3 modules - 2-gang
		<b>Special plates for 2-gang connected British standard socket outlets Arteor™ with Netatmo</b>
1	5 712 10	<ul style="list-style-type: none"> <li>○ White</li> <li>● Soft Alu</li> <li>● Graphite</li> <li>● Magnesium</li> <li>● Champagne</li> <li>● Dark Bronze</li> <li>● Mirror White</li> <li>● Mirror Black</li> <li>● Brushed Metal - Stainless Steel</li> <li>● Brushed Metal - Gold Brass</li> <li>● Brushed Metal - Pink Champagne</li> <li>● Brushed Metal - Black</li> <li>● Reflective Metal - Stainless Steel</li> <li>● Reflective Metal - Black</li> <li>● Reflective Metal - Gold</li> <li>● Wood - Grey Oak</li> <li>● Signature - Cube</li> </ul>
1	5 712 11	
1	5 712 12	
1	5 712 13	
1	5 712 14	
1	5 712 15	
1	5 712 16	
1	5 712 17	
1	5 712 18	
1	5 712 19	
1	5 712 20	
1	5 712 21	
1	5 712 22	
1	5 712 23	
1	5 712 24	
1	5 712 25	
1	5 712 26	

# Arteor™ with Netatmo - International

connected socket outlets (continued)

## Step 2: Connected products



Home + Control



5 742 00

5 742 00 + 5 721 04 + 5 752 10

0 648 89

Support frames and plates selection charts p. 90 to 97

Used to complete your connected installation, require prior installation of a gateway pack for connected installation

Pack	Cat.Nos	Connected socket outlet module - 16 A - 230 V~ - 3680 W, 1 module
		<b>Connected socket outlet module - 16 A - 230 V~ - 3680 W, 1 module</b>
		Mechanisms supplied with cover plates, to be equipped with support frames (p. 68-69) and plates (p. 90 to 97)
		Allows to create a connected socket outlet for integration into the connected installation
		To be wired to a traditional socket outlet
		Connected socket outlets can be controlled by one or several wireless light switches
		Remote control via the Home + Control App
		Compatible with any electrical appliance or large household appliance
		Connected socket outlets allow to
		- remotely control electrical appliances
		- measure instantaneous power
		- monitor daily and monthly consumption
		- send notifications in case of abnormal use (overconsumption etc.)
		Can be installed in place of an existing socket outlet in a flush-mounting box min. depth 40 mm
		Indicator LED function can be activated from the Home + Control App
		Zigbee Certified Product
1	5 742 00	<ul style="list-style-type: none"> <li>○ White</li> <li>● Magnesium</li> <li>● Champagne</li> <li>● Soft Alu</li> </ul>
1	5 742 28	
1	5 742 37	
1	5 742 19	

Pack	Cat.Nos	Connected mobile socket outlets
		<b>Connected mobile socket outlets</b>
		Conform to IEC 60884-2-5 and IEC 60669-2-5
		To be plugged directly into an existing socket outlet
		For control of lights, electrical appliances and large household appliances
		Can be controlled by one or several wireless light switches
		- ON/OFF indicator LED function
		Connected mobile socket outlets allow to
		- remotely control electrical appliances
		- measure instantaneous power
		- monitor daily and monthly consumption
		- send notifications in case of abnormal use (overconsumption etc.)
		Indicator LED function can be activated from the Home + Control App
		Zigbee Certified Product
1	0 648 89	<ul style="list-style-type: none"> <li>13 A British standard connected mobile socket outlet - 3000 W</li> <li>● Magnesium</li> </ul>
1	5 742 54	
1	5 742 54	<ul style="list-style-type: none"> <li>16 A German standard connected mobile socket outlet - 3680 W</li> <li>● Magnesium</li> </ul>



## Arteor™ with Netatmo - International


### cable outlet

#### Step 2: Connected products



0 648 79

Used to complete your connected installation, require prior installation of a gateway pack for connected installation

Pack	Cat.Nos	Cable outlet
1	0 648 79	<p>Conform to IEC 60669-2-1 Enables remote control of electrical devices Wiring compatible with pilot wire Can be controlled by one or several wireless light switches 3000 W max. (protected against overloads) Functions: - ON/OFF, pilot wire management - instantaneous power measurement and daily/monthly consumption monitoring with configurable sending of notifications (defect, consumption, etc.) Supplied with mounting support, cover plate and worksite protection Multi-gang fixing not possible Zigbee Certified Product</p>  <ul style="list-style-type: none"> <li>○ White</li> <li>● Magnesium</li> <li>● Champagne</li> <li>● Soft Alu</li> </ul>
1	0 648 83	
1	0 648 82	
1	0 648 98	

## Arteor™ with Netatmo - International

### connected curtain/roller blind switches

#### Step 2: Connected products




Home + Control




5 742 04

 Support frames and plates selection charts **p. 90 to 97**

Used to complete your connected installation, require prior installation of a gateway pack for connected installation

Pack	Cat.Nos	Connected curtain/roller blind switch 500 VA
1	5 742 04	<p>Mechanisms supplied with cover plates, to be equipped with support frames (p. 68-69) and plates (p. 90 to 97) For local and remote control of a 230 V~ roller blind (raise/lower/stop functions and level management) Compatible with roller blinds with mechanical or electronic stop, not compatible with radio-controlled roller blinds Can be paired with one or more roller blind wireless switches Can be installed in place of an existing roller blind switch in a flush-mounting box depth 35 mm Zigbee Certified Product 1 module - with neutral</p>  <ul style="list-style-type: none"> <li>○ White</li> <li>● Magnesium</li> <li>● Champagne</li> <li>● Soft Alu</li> </ul>
1	5 742 22	
1	5 742 31	
1	5 742 13	

Pack	Cat.Nos	Connected curtain/roller blind micromodule 500 VA - IP 44
1	0 676 97	 <p>For local and remote control of a 230 V~ roller blind (raise/lower/stop functions and level management) Compatible with roller blinds with mechanical or electronic stop, not compatible with radio-controlled roller blinds Can be paired with one or more roller blind wireless switches To be installed in the ceiling box or roller blind box to connect a new or existing roller blind Zigbee Certified Product</p>

# Arteor™ with Netatmo - International

connected wireless light controls

## Step 2: Connected products



Home + Control



5 742 05



5 742 47



5 742 91



5 742 89



5 742 52

Support frames and plates selection charts **p. 90 to 97**

Used to complete your connected installation, require prior installation of a gateway pack for connected installation

Pack	Cat.Nos	Wireless light switches	Pack	Cat.Nos	Wireless batteryless light switches
1	5 742 05	<p>Used to add an extra lighting control Easy pairing by tapping the wired product or by using the Home + Control App Supplied with CR2032 3 V long-life battery for power supply LED function for low battery indication Zigbee Certified Product</p> <p><b>Surface mounting version, 1-gang</b> Supplied with cover plate, multi-standard support frame (with removable fins) and removable stickers for fixing the control unit on any substrate. To be equipped with 2-module plates (p. 90 to 97) Controls up to 20 wired products: switches, micromodules, socket outlets and cable outlets</p> <p>○ White ● Magnesium ● Champagne ● Soft Alu</p>	1	5 742 39	<p>Extra-slim, maintenance-free device without any battery Used to add an extra lighting control Energy harvesting mechanism that generates by itself the energy required for the switching process Qualified for 1 million cycles Smooth and silent switching Easy pairing by tapping the wired product (switches, micromodules, socket outlets) or by using the Home + Control App Supplied with cover plate, multi-standard support frame (with removable fins) and removable stickers for fixing the control unit on any substrate To be equipped with 2-module plates (p. 90 to 97) Zigbee Certified Product</p> <p><b>1-gang</b> Controls up to 20 wired products: ON/OFF control of switches with or without neutral, micromodules, socket outlets and cable outlets</p> <p>○ White ● Magnesium ● Champagne ● Soft Alu</p>
1	5 742 23		1	5 743 24	
1	5 742 32		1	5 742 55	
1	5 742 14		1	5 742 10	
1	5 742 44	<p><b>Surface mounting version, 2-gang</b> Supplied with cover plate, multi-standard support frame (with removable fins) and removable stickers for fixing the control unit on any substrate To be equipped with 2-module plates (p. 90 to 97) Controls up to 2x20 wired products: switches, micromodules, socket outlets and cable outlets</p> <p>○ White ● Magnesium ● Champagne ● Soft Alu</p>	1	5 742 89	<p><b>2-gang</b> Controls up to 2x20 wired products: ON/OFF control of switches with or without neutral, micromodules, socket outlets and cable outlets</p> <p>○ White ● Magnesium ● Champagne ● Soft Alu</p>
1	5 742 46		1	5 743 25	
1	5 742 47		1	5 748 38	
1	5 742 45		1	5 742 96	
1	5 742 91	<p><b>Flush-mounting version, 1 module</b> Mechanism supplied with cover plate, to be equipped with support frames (p. 68-69) and plates (p. 90 to 97) Controls up to 20 wired products: switches, micromodules, socket outlets and cable outlets Can be installed in a flush-mounting box depth 35 mm Allows aesthetic consistency for modular installation</p> <p>○ White ● Magnesium ● Champagne ● Soft Alu</p>	1	5 742 52	<p><b>Wireless motion sensor IP 44</b></p> <p> Allows to control up to 20 wired switches, micromodules, socket outlets and cable outlets Easy pairing by tapping the wired products or by using the Home + Control App Supplied with 2 x AA battery For indoor and outdoor use Recommended distance between 2 sensors: 6 m Recommended installation height: 2.5 m Time delay adjustable from 15 s to 15 min Range: 8 m Detection angle: 140° Sensor range adjustable from 2 m to 8 m Light level threshold adjustable from 1 to 1000 lux Zigbee Certified Product</p>
1	5 742 76		1	0 676 94	<p><b>Wireless switch on/off module</b></p> <p> Allows to transform a mechanical 2-way switch or push-button into a wireless on/off switch. Small size for easy integration into the wall box To be paired with one connected switch, micromodule, socket outlet Supplied with CR2032 3V long-life battery for power supply Zigbee Certified Product</p>
1	5 743 26				
1	5 742 75				

# Arteor™ with Netatmo - International

## connected wireless scene switches

### Step 2: Connected products



Home + Control



5 742 08

5 742 87

5 742 15

5 742 70

5 743 12 + 5 752 10

Support frames and plates selection charts **p. 90 to 97**

Used to complete your connected installation, require prior installation of a gateway pack for connected installation

Pack	Cat.Nos	Wake up/Sleep wireless switches	Pack	Cat.Nos	Home/Away wireless master switches
		<p>Used to add 2 extra scenes to a connected installation Preset Wake up/Sleep life scenes which can be customised in the Home + Control App Supplied with CR2032 3 V long-life battery for power supply LED function for low battery indication Zigbee Certified Product</p> <p><b>Surface mounting version, 1-gang</b> Supplied with cover plate, multi-standard support frame (with removable fins) and removable stickers for fixing the control unit on any substrate. To be equipped with 2-module plates (p. 90 to 97)</p> <p>○ White ● Magnesium ● Champagne ● Soft Alu</p>			<p>Used to add an extra Home/Away wireless master switch Work in the same way as the Home/Away wireless master switch included in the gateway pack Home/Away life scenes can be customised in the Home + Control App Supplied with CR2032 3 V long-life battery for power supply LED function for low battery indication Zigbee Certified Product</p> <p><b>Surface mounting version, 1-gang</b> Supplied with cover plate, multi-standard support frame (with removable fins) and removable stickers for fixing the control unit on any substrate To be equipped with 2-module plates (p. 90 to 97)</p> <p>○ White ● Magnesium ● Champagne ● Soft Alu</p>
1	5 742 08		1	5 742 06	
1	5 742 26		1	5 742 24	
1	5 742 35		1	5 742 33	
1	5 742 17		1	5 742 15	
		<p><b>Flush-mounting version, 1 module</b> Mechanism supplied with cover plate, to be equipped with support frames (p. 68-69) and plates (p. 90 to 97) Can be installed in a flush-mounting box depth 35 mm Allows aesthetic consistency for modular installation</p> <p>○ White ● Magnesium ● Champagne ● Soft Alu</p>			<p><b>Flush-mounting version, 1 module</b> Mechanism supplied with cover plate, to be equipped with support frames (p. 68-69) and plates (p. 90 to 97) Can be installed in a flush-mounting box depth 35 mm Allows aesthetic consistency for modular installation</p> <p>○ White ● Magnesium ● Champagne ● Soft Alu</p>
1	5 742 73		1	5 742 70	
1	5 742 90		1	5 742 79	
1	5 743 28		1	5 743 27	
1	5 742 98		1	5 742 97	
		<p><b>Wake/Up Sleep wireless batteryless switch</b> Extra-slim, maintenance-free device without any battery Used to add 2 extra scenes to a connected installation Energy harvesting mechanism that generates by itself the energy required for the switching process Qualified for 1 million cycles Smooth and silent switching Preset Wake up/Sleep life scenes which can be customised in the Home + Control App Zigbee Certified Product</p> <p><b>1-gang</b> Supplied with cover plate, multi-standard support frame (with removable fins) and removable stickers for fixing the control unit on any substrate To be equipped with 2-module plates (p. 90 to 97)</p> <p>○ White ● Magnesium ● Champagne ● Soft Alu</p>			<p><b>4 scenes wireless switches</b> Used to add 4 customised scenes to a connected installation. Scenes can be customised in the Home + Control App Possibility to assign personalized names and to associate icons to the scenes in the Home + Control App Supplied with CR2032 3 V long-life battery for power supply Zigbee Certified Product</p> <p><b>Surface mounting version Arteor™ with Netatmo, 2-gang</b> Supplied with cover plate, multi-standard support frame (with removable fins) and removable stickers for fixing the control unit on any substrate. To be equipped with 2-module plates (p. 90 to 97) LED function for low battery indication</p> <p>○ White ● Magnesium ● Champagne ● Soft Alu</p>
1	5 742 87		1	5 743 12	
1	5 743 22		1	5 743 14	
1	5 748 36		1	5 743 15	
1	5 742 93		1	5 743 13	
			1	0 676 95	<p><b>Pocket remote control</b> Can be attached to a keyring ● Magnesium</p>

# Arteor™ with Netatmo - International

connected wireless curtain/roller blinds controls

## Step 2: Connected products



5 742 25



5 742 74




Home + Control



5 760 03



5 760 01



5 760 30



5 760 00

Support frames and plates selection charts **p. 90 to 97**

Used to complete your connected installation, require prior installation of a gateway pack for connected installation

Plate selection charts **p. 90 to 97**

Pack	Cat.Nos	Curtain/roller blind wireless switches
1	5 742 07	<p>Used for remote control or centralization of up to 20 wired roller blind switches                      Pair by tapping the selected roller blind switch(es)                      or by using the Home + Control App                      Supplied with CR2032 3 V long-life battery for power supply                      LED function for low battery indication                      Zigbee Certified Product</p> <p><b>Surface mounting version, 1-gang</b>                      Supplied with cover plate, multi-standard support frame (with removable fins) and removable stickers for fixing the control unit on any substrate                      To be equipped with 2-module plates (p. 90 to 97)</p> <p>○ White                      ● Magnesium                      ● Champagne                      ● Soft Alu</p>
1	5 742 25	
1	5 742 34	
1	5 742 16	
1	5 742 74	<p><b>Flush-mounting version, 1 module</b>                      Mechanism supplied with cover plate, to be equipped with support frames and plates (p. 90 to 97)                      Can be installed in a flush-mounting box depth 35 mm                      Allows aesthetic consistency for modular installation</p> <p>○ White                      ● Magnesium                      ● Champagne                      ● Soft Alu</p>
1	5 742 95	
1	5 743 29	
1	5 742 99	

Pack	Cat.Nos	Accessory
1	0 648 71	Pack of 3 x 4 extra removable stickers for fixing a wireless control


Pack	Cat.Nos	Support frames for BS type boxes 60.3 mm fixing centres
10	5 760 03	<p>Screw mounting (screws supplied)</p> <p><b>For 1-gang box</b>                      Square - for 1 or 2 modules</p>
5	5 760 01	<p>Square - for 3 modules</p>
10	5 760 02	<p><b>For 2-gang box</b>                      Rectangular - for 3 modules</p>
10	5 760 00	<p>Rectangular - for 2 x 2 modules</p>
10	5 760 30	<p><b>Support frames for US and South African type boxes 83.5 mm fixing centres</b></p> <p>Screw mounting</p> <p><b>For 2" x 4" boxes</b>                      For 2 modules (electronic functions except 2-module mechanisms to be mounted on 3-module support frame)</p>
10	5 760 40	<p>For 1 to 3 modules</p>
5	5 760 31	<p><b>For 4" x 4" boxes</b>                      For 2, 3 and 4 modules</p>
5	5 760 32	<p>For 2 x 3 modules</p>

# Arteor™

## international support frames (continued)



5 760 21



5 760 20

Plate selection charts **p. 90 to 97**

Pack	Cat.Nos	Support frames for German and French type boxes
10	5 760 21	<b>Screw mounting</b> For 1 or 2 modules 
5	5 760 11	For 4 modules 
5	5 760 12	For 6 modules Horizontal mounting 
2	5 760 22	For 2 x 6 modules Horizontal mounting 
5	5 760 20	<b>Claw mounting</b> For 1 or 2 modules 
10	5 760 40	<b>Support frame for Italian type boxes</b> <b>83.5 mm fixing centres</b> Screw mounting For 1 to 3 modules 

# Arteor™

## blank modules



5 728 41



5 700 60

Support frame and plate selection charts **p. 90 to 97**

Pack	Cat.Nos	Blank modules
10	5 723 41	<b>1 module</b> ○ White - square version ● Magnesium - square version ● Champagne - square version ● Soft Alu - square version
10	5 728 41	
10	5 700 60	
10	5 710 60	
10	5 723 42	<b>2 modules</b> ○ White - square version ● Magnesium - square version ● Champagne - square version ● Soft Alu - square version
10	5 728 42	
10	5 700 61	
10	5 710 61	
5	5 723 43	<b>3 modules</b> ○ White - square version ● Magnesium - square version ● Champagne - square version ● Soft Alu - square version
5	5 728 43	
5	5 728 20	
5	5 728 19	

# Arteor™ with Netatmo - International

## combination examples

FUNCTION					BRITISH STANDARD				
					Flush mounting box	Support frame	Plate (see selection chart p. 90 to 97)		
	Connected gateway kit consisting of a flush mounting Zigbee Wi-Fi gateway and a wireless Home/Away master switch	5 742 09	○ White		1-gang	5 760 03	2 modules		
		5 742 27	● Magnesium						
		5 742 36	● Champagne		not possible	supplied	2 modules <sup>(2)</sup>		
		5 742 18	● Soft Alu						
<b>CONNECTED LIGHT SWITCHES</b>									
	Switch with neutral 100 W LED 1 module <sup>(1)</sup>	5 742 01	○ White		1-gang	5 760 03	1 module		
		5 742 20	● Magnesium						
		5 742 29	● Champagne						
		5 742 11	● Soft Alu						
	Switch with neutral, 150 W LED, with dimmer option 1 module <sup>(1)</sup>	5 743 40	○ White		1-gang	5 760 03	1 module		
		5 743 42	● Magnesium						
		5 743 43	● Champagne						
		5 743 41	● Soft Alu						
	Switch with neutral, 150 W LED, with dimmer option 2 modules <sup>(1)</sup>	5 743 30	○ White		1-gang	5 760 03	2 modules		
		5 743 32	● Magnesium						
		5 743 33	● Champagne						
		5 743 31	● Soft Alu						
	Switch without neutral, 50 W LED, with dimmer option 2 modules <sup>(1)</sup>	5 742 02	○ White		1-gang	5 760 03	2 modules		
		5 742 21	● Magnesium						
		5 742 30	● Champagne						
		5 742 12	● Soft Alu						
<b>CONNECTED OUTLETS</b>									
	2P+E switched British standard socket outlet 13 A - 250 V 1-gang	5 742 56	○ White		1-gang	supplied	3 modules, 1-gang		
		5 742 58	● Magnesium						
		5 742 59	● Champagne						
		5 742 57	● Soft Alu						
	2P+E switched British standard socket outlets 13 A - 250 V 2-gang	5 742 66	○ White		2-gang	supplied	for BS connected 2-gang socket outlets		
		5 742 68	● Magnesium						
		5 742 69	● Champagne						
		5 742 67	● Soft Alu						
	Socket outlet module 16A - 230V~ 1 module	5 742 00	○ White		2-gang	5 760 02	3 modules		
		5 742 28	● Magnesium						
		5 742 37	● Champagne						
		5 742 19	● Soft Alu						

1: Can be mounted in larger plates when combined with other mechanisms, plate size depending on the total number of modules  
 2: Fins to be removed from the support frame for mounting on British or German standard plates

ITALIAN / US STANDARD				AMERICAN / SOUTH AFRICAN STANDARD				GERMAN / FRENCH STANDARD				
Flush mounting box	Support frame	Plate (see selection chart p. 90 to 97)		Flush mounting box	Support frame	Plate (see selection chart p. 90 to 97)		Flush mounting box	Surface mounting box	Support frame	Plate (see selection chart p. 90 to 97)	
2" x 4"	5 760 40	2 modules		2" x 4"	5 760 40	2 modules		For dry partitions 0 800 21 0 800 41 For masonry 0 801 41 0 801 08	5 723 90	5 760 21 (screws) 5 760 20 (claws)	2 modules	
				4" x 4"	5 760 31	2 modules						
not possible	supplied	2 modules		not possible	supplied	2 modules		not possible	-	supplied	2 modules <sup>(2)</sup>	
2" x 4"	5 760 40	1 module		2" x 4"	5 760 30	1 vertical module		For dry partitions 0 800 21 0 800 41 For masonry 0 801 41 0 801 08	-	5 760 21 (screws) 5 760 20 (claws)	1 module	
					5 760 40	1 horizontal module						
2" x 4"	5 760 40	2 modules		2" x 4"	5 760 40	2 modules		For dry partitions 0 800 21 0 800 41 For masonry 0 801 41 0 801 08	5 723 90	5 760 21 (screws) 5 760 20 (claws)	2 modules	
				4" x 4"	5 760 31	2 modules						
-	-	-	-	-	-	-	-	-	-	-	-	-
-	-	-	-	-	-	-	-	-	-	-	-	-
2" x 4"	5 760 40	2 modules		2" x 4"	5 760 40	2 modules		For dry partitions 0 800 49 For masonry 0 801 49	-	5 760 40	3 modules	
					5 760 40	3 modules						
	4" x 4"	5 760 31	2 modules									
		5 760 31	3 modules									


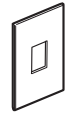
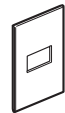




# Arteor™ with Netatmo - International

combination examples (continued)

FUNCTION				BRITISH STANDARD			
				Flush mounting box	Support frame	Plate (see selection chart p. 90 to 97)	
<b>CONNECTED CURTAIN/ROLLER BLIND SWITCHES</b>							
	Curtain/roller blind switch 1 module <sup>(1)</sup>	5 742 04	○ White	1-gang	5 760 03	1 module	
		5 742 22	● Magnesium				
		5 742 31	● Champagne				
		5 742 13	● Soft Alu				
<b>WIRELESS SURFACE MOUNTING SWITCHES</b>							
	Light switch, 1-gang	5 742 05	○ White	not possible	supplied	2 modules <sup>(2)</sup>	
		5 742 23	● Magnesium				
		5 742 32	● Champagne				
		5 742 14	● Soft Alu				
	Light switch, 2-gang	5 742 44	○ White				
		5 742 46	● Magnesium				
		5 742 47	● Champagne				
	Light switch, batteryless version, 1-gang	5 742 45	● Soft Alu				
		5 742 39	○ White				
		5 743 24	● Magnesium				
	Light switch, batteryless version, 2-gang	5 742 55	● Champagne				
		5 742 10	● Soft Alu				
		5 742 89	○ White				
	Light switch, batteryless version, 2-gang	5 743 25	● Magnesium				
		5 748 38	● Champagne				
		5 742 96	● Soft Alu				
	Curtain/roller blind switch, 1-gang	5 742 07	○ White				
		5 742 25	● Magnesium				
		5 742 34	● Champagne				
		5 742 16	● Soft Alu				
	Wake up/Sleep switch, 1-gang	5 742 08	○ White				
		5 742 26	● Magnesium				
		5 742 35	● Champagne				
	Wake up/Sleep switch, batteryless version, 1-gang	5 742 17	● Soft Alu				
		5 742 87	○ White				
		5 743 22	● Magnesium				
	Wake up/Sleep switch, batteryless version, 1-gang	5 748 36	● Champagne				
		5 742 93	● Soft Alu				
			Home/Away master switch, 1-gang	5 742 06	○ White		
5 742 24	● Magnesium						
5 742 33	● Champagne						
	Home/Away master switch, 1-gang	5 742 15	● Soft Alu				
		5 743 12	○ White				
		5 743 14	● Magnesium				
		5 743 15	● Champagne				
	4 scenes switch, 2-gang	5 743 13	● Soft Alu				






1: Can be mounted in larger plates when combined with other mechanisms, plate size depending on the total number of modules  
 2: Fins to be removed from the support frame for mounting on British or German standard plates




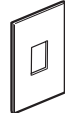


ITALIAN / US STANDARD			AMERICAN / SOUTH AFRICAN STANDARD			GERMAN / FRENCH STANDARD			
Flush mounting box	Support frame	Plate (see selection chart p. 90 to 97)	Flush mounting box	Support frame	Plate (see selection chart p. 90 to 97)	Flush mounting box	Surface mounting box	Support frame	Plate (see selection chart p. 90 to 97)
2" x 4"	5 760 40	1 module 	2" x 4"	5 760 30 5 760 40	1 vertical module 1 horizontal module  	For dry partitions 0 800 21 0 800 41 For masonry 0 801 41 0 801 08	-	5 760 21 (screws) 5 760 20 (claws)	1 module 
not possible	supplied	2 modules 	not possible	supplied	2 modules 	not possible	-	supplied	2 modules <sup>2)</sup> 

# Arteor™ with Netatmo - International

## combination examples (continued)

FUNCTION				BRITISH STANDARD			
				Flush mounting box	Support frame	Plate (see selection chart p. 90 to 97)	
<b>WIRELESS FLUSH MOUNTING SWITCHES</b>							
	Light switch, 1 module <sup>(1)</sup>	5 742 91	○ White	1-gang	5 760 03	1 module	
		5 742 76	● Magnesium				
		5 743 26	● Champagne				
		5 742 75	● Soft Alu				
	Curtain/roller blind switch, 1 module <sup>(1)</sup>	5 742 74	○ White				
		5 742 95	● Magnesium				
		5 743 29	● Champagne				
		5 742 99	● Soft Alu				
	Wake Up/Sleep switch, 1 module <sup>(1)</sup>	5 742 73	○ White				
		5 742 90	● Magnesium				
		5 743 28	● Champagne				
		5 742 98	● Soft Alu				
	Home/Away master switch, 1 module <sup>(1)</sup>	5 742 70	○ White				
		5 742 79	● Magnesium				
		5 743 27	● Champagne				
		5 742 97	● Soft Alu				

1: Can be mounted in larger plates when combined with other mechanisms, plate size depending on the total number of modules

ITALIAN / US STANDARD			AMERICAN / SOUTH AFRICAN STANDARD			GERMAN / FRENCH STANDARD			
Flush mounting box	Support frame	Plate (see selection chart p. 90 to 97)	Flush mounting box	Support frame	Plate (see selection chart p. 90 to 97)	Flush mounting box	Surface mounting box	Support frame	Plate (see selection chart p. 90 to 97)
2" x 4"	5 760 40	1 module 	2" x 4"	5 760 30	1 vertical module 	For dry partitions 0 800 21 0 800 41  For masonry 0 801 41 0 801 08	-	5 760 21 (screws)	1 module 
				5 760 40	1 horizontal module 			5 760 20 (claws)	

## Arteor™ with Netatmo - British standard

### connected gateway pack

Must be ordered for any connected installation

#### Step 1: Gateway pack for a connected home



5 746 03



Home + Control

Plates selection charts p. 90 to 91

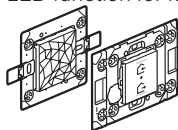
Used to create the radio network and the Wi-Fi connection of the connected installation

Enables remote control of your home (lighting, curtains/roller blinds, temperature and electrical appliances) using a smartphone via the Home + Control App and/or voice control with a voice assistant

Must be ordered to start any connected installation To be completed by adding individual connected products

2,4 GHz Wi-Fi connection required

Pack	Cat.Nos	Connected gateway pack
1	5 746 01	Used to create the radio network and the Wi-Fi connection Composition: - 1 flush-mounted Zigbee/Wi-Fi gateway Mechanism supplied with cover plate and support frame, to be equipped with plates (p. 90 to 91) Allows the connection of the installation to the Wi-Fi network and enables control through the Home + Control App and voice assistants (Google Assistant, Amazon Alexa, Apple Siri) <sup>(1)</sup> Can be installed in place of an existing product Suitable for flush-mounting box min. depth 35 mm - 1 Home/Away wireless master switch with preset life scenes Supplied with cover plate and multi-standard support frame (with removable fins) To be equipped with 2-module plates (p. 90 to 91) Used to create the radio network and to control life scenes. Life scenes can be customised in the Home + Control App Supplied with CR2032 3V long-life battery for power supply and removable stickers for fixing the control unit on any substrate LED function for low battery indication ○ White ● Magnesium ● Champagne ● Soft Alu
1	5 746 02	
1	5 746 04	
1	5 746 03	



1: Availability of voice assistants to be checked in your country

Legrand's Home + Control App available from **Google Play and App Store**



## Arteor™ with Netatmo - British standard

### connected light switches

#### Step 2: Connected products



5 746 05

5 746 14

5 742 43



Home + Control

Plates selection charts p. 90 to 91

Used to create your connected installation, require prior installation of a gateway pack for connected installation

Pack	Cat.Nos	Connected light switches with neutral, 100 W LED, wired
1	5 746 05	Compact mechanism for greater wiring space Mechanisms supplied with cover plates and support frames, to be equipped with plates (p. 90 to 91) For local or remote control of lighting Can be controlled by one or more connected wireless light switches Compatible with all loads: - LEDs and CFL lamps: 100 W LED - Incandescent and halogen lamps: 500 W - ELV halogen and CFL lamps with separate ballast: 500 VA Can be installed in place of an existing switch in a flush mounting box depth 25 mm Locator and indicator function can be activated from the Home + Control App Zigbee Certified Product <b>1-gang</b> ○ White ● Magnesium ● Champagne ● Soft Alu <b>2-gang</b> ○ White ● Magnesium ● Champagne ● Soft Alu <b>3-gang</b> ○ White ● Magnesium ● Champagne ● Soft Alu
1	5 746 06	
1	5 746 08	
1	5 746 07	
1	5 746 09	Used to connect lights with a ceiling box installation Can be controlled by one or more wireless light switches and/or mechanical push-buttons Compatible with all loads: - LEDs and CFL lamps: 100 W LED - Incandescent and halogen lamps: 300 W - ELV halogen and CFL lamps with separate ballast: 250 VA Zigbee Certified Product
1	5 746 10	
1	5 746 12	
1	5 746 11	
1	5 746 13	Used to connect lights with a ceiling box installation Can be controlled by one or more wireless light switches and/or mechanical push-buttons Compatible with all loads: - LEDs and CFL lamps: 100 W LED - Incandescent and halogen lamps: 300 W - ELV halogen and CFL lamps with separate ballast: 250 VA Zigbee Certified Product
1	5 746 14	
1	5 746 16	
1	5 746 15	
1	5 742 43	<b>Micromodule switch with neutral, 100 W LED</b> Used to connect lights with a ceiling box installation Can be controlled by one or more wireless light switches and/or mechanical push-buttons Compatible with all loads: - LEDs and CFL lamps: 100 W LED - Incandescent and halogen lamps: 300 W - ELV halogen and CFL lamps with separate ballast: 250 VA Zigbee Certified Product



Products to be submitted to local tests to ensure a perfect functioning  
Please contact your local agency

PROGRAM BY LEGRAND

## Arteor™ with Netatmo - British standard

connected light switches for system integrators



5 746 23



5 746 28

Plates selection charts p. 90 to 91

These connected light switches can be associated only to a Zigbee 3.0 third party gateway to create their own connected home

Pack	Cat.Nos	Connected light switches without neutral, 100 W LED, for system integrators
		<p>Compact mechanism for greater wiring space Mechanisms supplied with cover plates and support frames, to be equipped with plates (p. 90 to 91) Can't be associated or activated from the Legrand Home + Control App For local or remote control of lighting Compatible with all loads: - LEDs and CFL lamps: 15 - 100 W LED - Incandescent and halogen lamps: 15 - 500 W - ELV halogen and CFL lamps with separate ballast: 15 - 500 VA Supplied with a bleeder Can be installed in place of an existing switch in a flush-mounting box depth 25 mm Zigbee Certified Product</p>
1	5 746 17	<p><b>Switch without neutral, wired, 1-gang</b></p> <ul style="list-style-type: none"> <li>○ White</li> <li>● Magnesium</li> <li>● Champagne</li> <li>● Soft Alu</li> </ul>
1	5 746 18	
1	5 746 20	
1	5 746 19	
1	5 746 21	<p><b>Switch without neutral, wired, 2-gang</b></p> <ul style="list-style-type: none"> <li>○ White</li> <li>● Magnesium</li> <li>● Champagne</li> <li>● Soft Alu</li> </ul>
1	5 746 22	
1	5 746 24	
1	5 746 23	
1	5 746 25	<p><b>Switch without neutral, wired, 3-gang</b></p> <ul style="list-style-type: none"> <li>○ White</li> <li>● Magnesium</li> <li>● Champagne</li> <li>● Soft Alu</li> </ul>
1	5 746 26	
1	5 746 28	
1	5 746 27	

## Arteor™ with Netatmo - British standard

connected light switches with dimmer option

### Step 2: Connected products



5 746 42



5 746 39

Plates selection charts p. 90 to 91

Used to create your connected installation, require prior installation of a gateway pack for connected installation

Pack	Cat.Nos	Connected light switches with dimmer option, wired
		<p>Compact mechanism for greater wiring space Mechanisms supplied with cover plates and support frames, to be equipped with plates (p. 90 to 91) For local or remote ON/OFF or dimming control of lighting Can be controlled by one or several connected wireless light switches or mechanical push-buttons without lamps Memory level function Can be installed in place of an existing switch in a flush mounting box depth 25 mm Dimmer mode and locator/indicator function can be activated from the Home + Control App Zigbee Certified Product</p>
		<p><b>With neutral, 150 W LED, 1-gang</b></p> <p>Compatible with all loads: - Dimmable LEDs and CFL lamps: 150 W LED - Incandescent and halogen lamps: 150 W - ELV halogen and CFL lamps with separate ballast: 150 VA</p>
1	5 746 41	<ul style="list-style-type: none"> <li>○ White</li> <li>● Magnesium</li> <li>● Champagne</li> <li>● Soft Alu</li> </ul>
1	5 746 42	
1	5 746 44	
1	5 746 43	
		<p><b>Without neutral, 50 W LED, 1-gang</b></p> <p>Compatible with all loads: - Dimmable LEDs and CFL lamps: 50 W LED - Incandescent and halogen lamps: 300W - ELV halogen and CFL lamps with separate ballast: 50 VA Supplied with a bleeder</p>
1	5 746 37	<ul style="list-style-type: none"> <li>○ White</li> <li>● Magnesium</li> <li>● Champagne</li> <li>● Soft Alu</li> </ul>
1	5 746 38	
1	5 746 40	
1	5 746 39	

## Arteor™ with Netatmo - British standard

connected socket outlets

### Step 2: Connected products



Home + Control



5 742 56



5 742 68

Plates selection charts p. 90 to 91

Used to create your connected installation, require prior installation of a gateway pack for connected installation  
Conform to BS 1363-2 and IEC 60669-2-5

Pack	Cat.Nos	Connected British standard socket outlets, 13 A - 250 V, switched, single pole
		Compact mechanism (22 mm deep) Shuttered for child safety Protected against overloads Socket outlets can be controlled by one or several connected wireless light switches Remote control via the Home + Control App Compatible with any electrical appliance or large household appliance Connected socket outlets allow to: - remotely control electrical appliances - measure instantaneous power - monitor daily and monthly consumption - send configurable notifications in case of abnormal use (overconsumption, etc.) Can be installed in place of an existing socket outlet in a flush-mounting box min. depth 35mm Indicator LED function can be activated from the Home + Control App Zigbee Certified Product
		<b>2P+E switched - 1-gang</b> Mechanisms supplied with cover plates and support frames, to be equipped with British standard plates 3 modules, 1-gang (see column on the right)
1	5 742 56	<ul style="list-style-type: none"> <li>○ White</li> <li>● Magnesium</li> <li>● Champagne</li> <li>● Soft Alu</li> </ul>
1	5 742 58	
1	5 742 59	
1	5 742 57	
		<b>2 x 2P+E switched - 2-gang</b> Mechanisms supplied with cover plates and support frames, to be equipped with special plates (see column on the right)
1	5 742 66	<ul style="list-style-type: none"> <li>○ White</li> <li>● Magnesium</li> <li>● Champagne</li> <li>● Soft Alu</li> </ul>
1	5 742 68	
1	5 742 69	
1	5 742 67	

## Arteor™ with Netatmo - British standard

plates for connected socket outlets

### Step 2: Connected products



5 751 60



5 712 13

Plates selection charts p. 90 to 91

Pack	Cat.Nos	British standard plates - 3 modules - 1-gang
		<b>Suitable for 1-gang 2P+E connected British standard socket outlets Arteor™ with Netatmo</b>
		<ul style="list-style-type: none"> <li>○ White</li> <li>● Soft Alu</li> <li>● Graphite</li> <li>● Magnesium</li> <li>● Champagne</li> <li>● Dark Bronze</li> <li>● Mirror White</li> <li>● Mirror Black</li> <li>● Brushed Metal - Stainless Steel</li> <li>● Brushed Metal - Gold Brass</li> <li>● Brushed Metal - Pink Champagne</li> <li>● Brushed Metal - Black</li> <li>● Reflective Metal - Stainless Steel</li> <li>● Reflective Metal - Black</li> <li>● Reflective Metal - Gold</li> <li>● Wood - Grey Oak</li> <li>● Signature - Cube</li> </ul>
5	5 751 60	
5	5 713 03	
5	5 751 62	
5	5 713 13	
5	5 713 23	
5	5 713 33	
1	5 751 64	
1	5 751 63	
1	5 751 66	
1	5 761 80	
1	5 713 53	
1	5 713 43	
1	5 713 63	
1	5 713 83	
1	5 713 73	
1	5 713 93	
1	5 714 03	
		<b>British standard plates - 2x3 modules - 2-gang</b>
		<b>Special plates for 2-gang connected British standard socket outlets Arteor™ with Netatmo</b>
		<ul style="list-style-type: none"> <li>○ White</li> <li>● Soft Alu</li> <li>● Graphite</li> <li>● Magnesium</li> <li>● Champagne</li> <li>● Dark Bronze</li> <li>● Mirror White</li> <li>● Mirror Black</li> <li>● Brushed Metal - Stainless Steel</li> <li>● Brushed Metal - Gold Brass</li> <li>● Brushed Metal - Pink Champagne</li> <li>● Brushed Metal - Black</li> <li>● Reflective Metal - Stainless Steel</li> <li>● Reflective Metal - Black</li> <li>● Reflective Metal - Gold</li> <li>● Wood - Grey Oak</li> <li>● Signature - Cube</li> </ul>
1	5 712 10	
1	5 712 11	
1	5 712 12	
1	5 712 13	
1	5 712 14	
1	5 712 15	
1	5 712 16	
1	5 712 17	
1	5 712 18	
1	5 712 19	
1	5 712 20	
1	5 712 21	
1	5 712 22	
1	5 712 23	
1	5 712 24	
1	5 712 25	
1	5 712 26	

## Arteor™ with Netatmo - British standard

connected mobile socket outlet, cable outlet

### Step 2: Connected products



Home + Control



0 648 89



0 648 79

Used to complete your connected installation, require prior installation of a gateway pack for connected installation

Pack	Cat.Nos	Connected mobile socket outlets
1	0 648 89	<p>Conform to IEC 60884-2-5 and IEC 60669-2-5 To be plugged directly into an existing socket outlet For control of lights, electrical appliances and large household appliances Can be controlled by one or several connected wireless light switches</p> <ul style="list-style-type: none"> <li>- ON/OFF indicator LED function</li> </ul> <p>Connected mobile socket outlets allow to</p> <ul style="list-style-type: none"> <li>- remotely control electrical appliances</li> <li>- measure instantaneous power</li> <li>- monitor daily and monthly consumption</li> <li>- send notifications in case of abnormal use (overconsumption etc.)</li> </ul> <p>Indicator LED function can be activated from the Home + Control App Zigbee Certified Product</p> <p>13 A British standard connected mobile socket outlet - 3000 W ● Magnesium</p>
1	0 648 79	<p><b>Cable outlet</b></p> <p>Conform to IEC 60669-2-1 Enables remote control of electrical devices Wiring compatible with pilot wire Can be controlled by one or several connected wireless light switches 3000 W max. (protected against overloads) Functions:</p> <ul style="list-style-type: none"> <li>- ON/OFF, pilot wire management</li> <li>- instantaneous power measurement and daily/monthly consumption monitoring with configurable sending of notifications (defect, consumption, etc.)</li> </ul> <p>Supplied with mounting support, cover plate and worksite protection Multi-gang fixing not possible Zigbee Certified Product</p> <ul style="list-style-type: none"> <li>○ White</li> <li>● Magnesium</li> <li>● Champagne</li> <li>● Soft Alu</li> </ul>

## Arteor™ with Netatmo - British standard

connected curtain/roller blind switches

### Step 2: Connected products



Home + Control



5 746 32



0 676 97

Plates selection charts p. 90 to 91

Used to complete your connected installation, require prior installation of a gateway pack for connected installation

Pack	Cat.Nos	Connected curtain/roller blind switch
1	5 746 29	<p>Compact mechanism for greater wiring space Mechanisms supplied with cover plates and support frames, to be equipped with plates (p. 90 to 91) For local or remote control of a 230 V~ roller blind (raise/lower/stop functions and level management) Compatible with roller blinds with mechanical or electronic stop, not compatible with radio-controlled roller blinds Can be paired with one or more connected curtain/roller blind wireless switches Locator function can be activated from the Home + Control App Can be installed in place of an existing roller blind switch in a flush-mounting box depth 25 mm Zigbee Certified Product</p> <p><b>Curtain/roller blind switch with neutral - 1-gang - 500 VA</b></p> <ul style="list-style-type: none"> <li>○ White</li> <li>● Magnesium</li> <li>● Champagne</li> <li>● Soft Alu</li> </ul>
1	5 746 30	
1	5 746 32	
1	5 746 31	
1	5 746 33	<p><b>Curtain/roller blind switch with neutral - 2-gang - 2 x 500 VA</b></p> <ul style="list-style-type: none"> <li>○ White</li> <li>● Magnesium</li> <li>● Champagne</li> <li>● Soft Alu</li> </ul>
1	5 746 34	
1	5 746 36	
1	5 746 35	
1	0 676 97	<p><b>Connected curtain/roller blind micromodule 500 VA - IP 44</b></p> <p>For local and remote control of a 230 V~ roller blind (raise/lower/stop functions and level management) Compatible with roller blinds with mechanical or electronic stop, not compatible with radio-controlled roller blinds Can be paired with one or more roller blind wireless switches To be installed in the ceiling box or roller blind box to connect a new or existing roller blind Zigbee Certified Product</p>

# Arteor™ with Netatmo - British standard

connected wireless light controls

## Step 2: Connected products



5 746 63



5 746 73



5 742 55



5 743 25

Plates selection charts p. 90 to 95

Used to complete your connected installation, require prior installation of a gateway pack for connected installation

Pack	Cat.Nos	Wireless light switches	Pack	Cat.Nos	Wireless batteryless light switches
		Used to add an extra lighting control Easy pairing by tapping the wired product or by using the Home + Control App Supplied with CR2032 3V long-life battery for power supply Easy access to the battery for maintenance LED function for low battery indication Supplied with cover plate, multi-standard support frame (with removable fins) and removable stickers for fixing the control unit on any substrate To be equipped with 2-module plates (p. 90 to 95) Zigbee Certified Product			Extra-slim, maintenance-free device without any battery Used to add an extra lighting control Energy harvesting mechanism that generates by itself the energy required for the switching process Qualified for 1 million cycles Smooth and silent switching Easy pairing by tapping the wired product (switches, micromodules, socket outlets) or by using the Home + Control App Supplied with cover plate, multi-standard support frame (with removable fins) and removable stickers for fixing the control unit on any substrate To be equipped with 2-module plates (p. 90 to 95) Zigbee Certified Product
1	5 746 63	<ul style="list-style-type: none"> <li>○ White</li> <li>● Magnesium</li> <li>● Champagne</li> <li>● Soft Alu</li> </ul>	1	5 742 39	<ul style="list-style-type: none"> <li>○ White</li> <li>● Magnesium</li> <li>● Champagne</li> <li>● Soft Alu</li> </ul>
1	5 746 64		1	5 743 24	
1	5 746 66		1	5 742 55	
1	5 746 65		1	5 742 10	
		<b>2-gang</b> Controls up to 2x20 wired products: switches with or without dimmer option, micromodules, socket outlets, cable outlets			<b>2-gang</b> Controls up to 2x20 wired products: ON/OFF control of switches with or without neutral, micromodules, socket outlets and cable outlets
1	5 746 67	<ul style="list-style-type: none"> <li>○ White</li> <li>● Magnesium</li> <li>● Champagne</li> <li>● Soft Alu</li> </ul>	1	5 742 89	<ul style="list-style-type: none"> <li>○ White</li> <li>● Magnesium</li> <li>● Champagne</li> <li>● Soft Alu</li> </ul>
1	5 746 68		1	5 743 25	
1	5 746 70		1	5 748 38	
1	5 746 69		1	5 742 96	
		<b>3-gang</b> Controls up to 3x20 wired products: switches with or without dimmer option, micromodules, socket outlets, cable outlets			
1	5 746 71	<ul style="list-style-type: none"> <li>○ White</li> <li>● Magnesium</li> <li>● Champagne</li> <li>● Soft Alu</li> </ul>			
1	5 746 72				
1	5 746 74				
1	5 746 73				



## Arteor™ with Netatmo

connected wireless light controls (continued)

### Step 2: Connected products



Home + Control





5 742 52



0 676 94

Used to complete your connected installation, require prior installation of a gateway pack for connected installation

Pack	Cat.Nos	
1	5 742 52	<b>Wireless motion sensor IP 44</b>  <p>Allows to control up to 20 wired switches, micromodules, socket outlets and cable outlets                      Easy pairing by tapping the wired products or by using the Home + Control App                      Supplied with 2 x AA battery                      For indoor and outdoor use                      Recommended distance between 2 sensors: 6 m                      Recommended installation height: 2.5 m                      Time delay adjustable from 15 s to 15 min                      Range: 8 m                      Detection angle: 140°                      Sensor range adjustable from 2 m to 8 m                      With ON/OFF test buttons                      Light level threshold adjustable from 1 to 1000 lux                      Zigbee Certified Product</p>
1	0 676 94	<b>Wireless switch on/off module</b>  <p>Allows to transform a mechanical 2-way switch or push-button into a wireless on/off switch. Small size for easy integration into the wall box                      To be paired with one connected switch, micromodule, socket outlet                      Supplied with CR2032 3V long-life battery for power supply                      Zigbee Certified Product</p>

## Arteor™ with Netatmo - British standard

connected wireless scene switches

### Step 2: Connected products



Home + Control



5 746 53

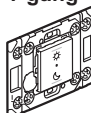
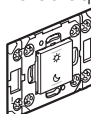


5 742 87



Plates selection charts p. 90 to 95

Used to complete your connected installation, require prior installation of a gateway pack for connected installation

Pack	Cat.Nos	
1	5 746 51	<b>Wake up/Sleep wireless switches</b> Used to add 2 extra scenes to a connected installation Preset Wake up/Sleep life scenes which can be customised in the Home + Control App Supplied with CR2032 3 V long-life battery for power supply Easy access to the battery for maintenance LED function for low battery indication Supplied with cover plate, multi-standard support frame (with removable fins) and removable stickers for fixing the control unit on any substrate To be equipped with 2-module plates (p. 90 to 95) Zigbee Certified Product  <b>1-gang</b>  <ul style="list-style-type: none"> <li>○ White</li> <li>● Magnesium</li> <li>● Champagne</li> <li>● Soft Alu</li> </ul>
1	5 746 52	
1	5 746 54	
1	5 746 53	
1	5 742 87	<b>Wake Up/Sleep wireless batteryless switch</b> Extra-slim, maintenance-free device without any battery Used to add 2 extra scenes to a connected installation Energy harvesting mechanism that generates by itself the energy required for the switching process Qualified for 1 million cycles Smooth and silent switching Preset Wake up/Sleep life scenes which can be customised in the Home + Control App Zigbee Certified Product  <b>1-gang</b>  <ul style="list-style-type: none"> <li>○ White</li> <li>● Magnesium</li> <li>● Champagne</li> <li>● Soft Alu</li> </ul>
1	5 743 22	
1	5 748 36	
1	5 742 93	

## Arteor™ with Netatmo - British standard connected wireless scene switches (continued)

### Step 2: Connected products



Home + Control



5 746 55



5 746 61

Plates selection charts p. 90 to 95

Used to complete your connected installation, require prior installation of a gateway pack for connected installation

Pack	Cat.Nos	Home/Away wireless master switches
		Used to add an extra Home/Away wireless master switch Work in the same way as the Home/Away wireless master switch included in the gateway pack Home/Away life scenes can be customised in the Home + Control App Supplied with CR2032 3 V long-life battery for power supply Easy access to the battery for maintenance LED function for low battery indication Supplied with cover plate, multi-standard support frame (with removable fins) and removable stickers for fixing the control unit on any substrate To be equipped with 2-module plates (p. 90 to 95) Zigbee Certified Product
1	5 746 55	<ul style="list-style-type: none"> <li>○ White</li> <li>● Magnesium</li> <li>● Champagne</li> <li>● Soft Alu</li> </ul>
1	5 746 56	
1	5 746 58	
1	5 746 57	

		<b>4 scenes wireless switches</b> Used to add 4 customised scenes to a connected installation Scenes can be customised in the Home + Control App Possibility to assign personalized names and to associate icons to the scenes in the Home + Control App Supplied with CR2032 3 V long-life battery for power supply Easy access to the battery for maintenance Zigbee Certified Product  <b>Surface mounting version, 2-gang</b> LED function for low battery indication Supplied with cover plate, multi-standard support frame (with removable fins) and removable stickers for fixing the control unit on any substrate To be equipped with 2-module plates (p. 90 to 95)
1	5 746 59	<ul style="list-style-type: none"> <li>○ White</li> <li>● Magnesium</li> <li>● Champagne</li> <li>● Soft Alu</li> </ul>
1	5 746 60	
1	5 746 62	
1	5 746 61	
1	0 676 95	<b>Pocket remote control</b> Can be attached to a keyring ● Magnesium

## Arteor™ with Netatmo - British standard connected wireless curtain/roller blinds switches

### Step 2: Connected products



Home + Control



5 746 78

Plates selection charts p. 90 to 95

Used to complete your connected installation, require prior installation of a gateway pack for connected installation

Pack	Cat.Nos	Curtain/roller blind wireless switches
		Used for remote control or centralization of up to 20 wired connected roller blind switches Pair by tapping the selected roller blind switch(es) or by using the Home + Control App Supplied with CR2032 3 V long-life battery for power supply Easy access to the battery for maintenance LED function for low battery indication Supplied with cover plate, multi-standard support frame (with removable fins) and removable stickers for fixing the control unit on any substrate To be equipped with 2-module plates (p. 90 to 95) Zigbee Certified Product
1	5 746 75	<ul style="list-style-type: none"> <li>○ White</li> <li>● Magnesium</li> <li>● Champagne</li> <li>● Soft Alu</li> </ul>
1	5 746 76	
1	5 746 78	
1	5 746 77	
1	0 648 71	<b>Accessory</b> Pack of 3 x 4 extra removable stickers for fixing a wireless control

# CONNECTED THERMOSTAT FOR HVAC SYSTEMS


## Smarter AC <sup>WITH</sup> Netatmo

### SAVE ENERGY WITHOUT COMPROMISING ON COMFORT

The connected thermostat Smarter AC with Netatmo allows smart management of the temperature in homes equipped with cooling and heating systems with AC units and Fan Coil units

As a part of Legrand solutions for the connected home, it can easily be integrated into an installation with connected wiring device ranges such as Arteor with Netatmo.

Thanks to the Home + Control App you can monitor and manage the temperature of your home simply and timely wherever you are.

 Its compatibility with voice assistants makes Smarter AC with Netatmo even more intuitive and simple to use.

The ideal solution for anyone who wants to save energy without compromising on convenience.



Home + Control



### FIND OUT MORE:

Check out the Smarter AC with Netatmo catalogue.

# Arteor™ with Netatmo - British standard

## combination examples

Function with support frame included				Flush mounting box	Plates	Neutral				
						White	Soft Alu	Graphite	Magnesium	Champagne
	Connected gateway pack (2 plates needed)	5 746 01	○ White	1-gang		5 752 10	5 713 02	5 752 12	5 713 12	5 713 22
		5 746 02	● Magnesium							
		5 746 04	● Champagne							
		5 746 03	● Soft Alu							
<b>CONNECTED LIGHT SWITCHES</b>										
	Switch with neutral 100 W LED 1-gang	5 746 05	○ White	1-gang		5 752 10	5 713 02	5 752 12	5 713 12	5 713 22
		5 746 06	● Magnesium							
		5 746 08	● Champagne							
		5 746 07	● Soft Alu							
	Switch with neutral 100 W LED 2-gang	5 746 09	○ White							
		5 746 10	● Magnesium							
		5 746 12	● Champagne							
		5 746 11	● Soft Alu							
	Switch with neutral 100 W LED 3-gang	5 746 13	○ White							
		5 746 14	● Magnesium							
		5 746 16	● Champagne							
		5 746 15	● Soft Alu							
	Switch without neutral for system integrators 100 W LED 1-gang	5 746 17	○ White							
		5 746 18	● Magnesium							
		5 746 20	● Champagne							
		5 746 19	● Soft Alu							
	Switch without neutral for system integrators 100 W LED 2-gang	5 746 21	○ White							
		5 746 22	● Magnesium							
		5 746 24	● Champagne							
		5 746 23	● Soft Alu							
	Switch without neutral for system integrators 100 W LED 3-gang	5 746 25	○ White							
		5 746 26	● Magnesium							
		5 746 28	● Champagne							
		5 746 27	● Soft Alu							
	Switch with dimmer option with neutral 150 W LED 1-gang	5 746 41	○ White							
		5 746 42	● Magnesium							
		5 746 44	● Champagne							
		5 746 43	● Soft Alu							
	Switch with dimmer option without neutral 50 W LED 1-gang	5 746 37	○ White							
		5 746 38	● Magnesium							
		5 746 40	● Champagne							
		5 746 39	● Soft Alu							
<b>CONNECTED OUTLETS</b>										
	2P+E switched British standard socket outlet, 13 A - 250 V 1-gang	5 742 56	○ White	1-gang		5 751 60	5 713 03	5 751 62	5 713 13	5 713 23
		5 742 58	● Magnesium							
		5 742 59	● Champagne							
		5 742 57	● Soft Alu							
	2P+E switched British standard socket outlet, 13 A - 250 V 2-gang	5 742 66	○ White	2-gang		5 712 10	5 712 11	5 712 12	5 712 13	5 712 14
		5 742 68	● Magnesium							
		5 742 69	● Champagne							
		5 742 67	● Soft Alu							

Neutral	Mirror		Brushed Metal				Reflective Metal			Wood	Signature
Dark Bronze	Mirror White	Mirror Black	Stainless Steel	Gold Brass	Pink Champagne	Black	Stainless Steel	Black	Gold	Grey Oak	Cube
											
5 713 32	5 752 14	5 752 13	5 752 16	5 761 20	5 713 52	5 713 42	5 713 62	5 713 82	5 713 72	5 713 92	5 714 02
5 713 32	5 752 14	5 752 13	5 752 16	5 761 20	5 713 52	5 713 42	5 713 62	5 713 82	5 713 72	5 713 92	5 714 02
5 713 33	5 751 64	5 751 63	5 751 66	5 761 80	5 713 53	5 713 43	5 713 63	5 713 83	5 713 73	5 713 93	5 714 03
5 712 15	5 712 16	5 712 17	5 712 18	5 712 19	5 712 20	5 712 21	5 712 22	5 712 23	5 712 24	5 712 25	5 712 26













# Arteor™ with Netatmo - British standard

## combination examples (continued)

Function with support frame included				Flush mounting box	Plates	Neutral					
						White	Soft Alu	Graphite	Magnesium	Champagne	
<b>CONNECTED CURTAIN/ROLLER BLIND SWITCHES</b>											
	Curtain/roller blind switch, 1-gang	5 746 29	○ White	1-gang	 British standard	5 752 10	5 713 02	5 752 12	5 713 12	5 713 22	
		5 746 30	● Magnesium								
		5 746 32	● Champagne								
		5 746 31	● Soft Alu								
	Curtain/roller blind switch, 2-gang	5 746 33	○ White	1-gang	 British standard	5 752 10	5 713 02	5 752 12	5 713 12	5 713 22	
		5 746 34	● Magnesium								
		5 746 36	● Champagne								
		5 746 35	● Soft Alu								
<b>WIRELESS LIGHT SWITCHES</b>											
	Light switch, 1-gang <sup>(1)</sup>	5 746 63	○ White	Not possible	 British standard <sup>(2)</sup>	5 752 10	5 713 02	5 752 12	5 713 12	5 713 22	
		5 746 64	● Magnesium								
		5 746 66	● Champagne								
		5 746 65	● Soft Alu								
	Light switch, 2-gang <sup>(1)</sup>	5 746 67	○ White	Not possible		5 752 10	5 713 02	5 752 12	5 713 12	5 713 22	
		5 746 68	● Magnesium								
		5 746 70	● Champagne								
		5 746 69	● Soft Alu								
	Light switch, 3-gang <sup>(1)</sup>	5 746 71	○ White	Not possible	 IT/ US standard	5 752 30	5 714 12	5 752 32	5 752 37	5 714 32	
		5 746 72	● Magnesium								
		5 746 74	● Champagne								
		5 746 73	● Soft Alu								
	Light switch, batteryless version, 1-gang <sup>(1)</sup>	5 742 39	○ White	Not possible		5 752 10	5 713 02	5 752 12	5 713 12	5 713 22	
		5 743 24	● Magnesium								
		5 742 55	● Champagne								
	Light switch, batteryless version, 2-gang <sup>(1)</sup>	5 742 10	● Soft Alu	Not possible	 US / RSA standard	5 752 50	5 714 82	5 752 52	5 714 92	5 715 02	
		5 742 89	○ White								
		5 743 25	● Magnesium								
		5 748 38	● Champagne								
		5 742 96	● Soft Alu								

1: Surface mounting version

2: Fins to be removed from the support frame for mounting on BS plates

Neutral	Mirror		Brushed Metal				Reflective Metal			Wood	Signature
Dark Bronze	Mirror White	Mirror Black	Stainless Steel	Gold Brass	Pink Champagne	Black	Stainless Steel	Black	Gold	Grey Oak	Cube
											
5 713 32	5 752 14	5 752 13	5 752 16	5 761 20	5 713 52	5 713 42	5 713 62	5 713 82	5 713 72	5 713 92	5 714 02
5 713 32	5 752 14	5 752 13	5 752 16	5 761 20	5 713 52	5 713 42	5 713 62	5 713 82	5 713 72	5 713 92	5 714 02
5 714 42	5 752 54	5 752 53	5 752 56	5 764 30	5 714 27	5 714 17	5 714 37	5 714 57	5 714 47	5 714 67	5 714 77
5 715 12	5 752 54	5 752 53	5 752 56	5 764 30	5 714 27	5 714 17	5 714 37	5 714 57	5 714 47	5 714 67	5 714 77

# Arteor™ with Netatmo - British standard

## combination examples (continued)

Function with support frame included				Flush mounting box	Plates	Neutral								
						White	Soft Alu	Graphite	Magnesium	Champagne				
<b>WIRELESS CURTAIN/ROLLER BLIND SWITCHES</b>														
	Curtain/roller blind switch, 1-gang <sup>(1)</sup>	5 746 75	○ White	Not possible	 British standard <sup>(2)</sup> OR  IT/ US standard OR  US / RSA standard	5 752 10	5 713 02	5 752 12	5 713 12	5 713 22				
		5 746 76	● Magnesium			5 752 30	5 714 12	5 752 32	5 752 37	5 714 32				
		5 746 78	● Champagne			5 752 50	5 714 82	5 752 52	5 714 92	5 715 02				
		5 746 77	● Soft Alu											
<b>WIRELESS SCENE SWITCHES</b>														
	Wake up/Sleep switch, 1-gang <sup>(1)</sup>	5 746 51	○ White	Not possible	 British standard <sup>(2)</sup> OR  IT/ US standard OR  US / RSA standard	5 752 10	5 713 02	5 752 12	5 713 12	5 713 22				
		5 746 52	● Magnesium			5 752 30	5 714 12	5 752 32	5 752 37	5 714 32				
		5 746 54	● Champagne			5 752 50	5 714 82	5 752 52	5 714 92	5 715 02				
		5 746 53	● Soft Alu											
	Wake up/Sleep switch, batteryless version, 1-gang <sup>(1)</sup>	5 742 87	○ White	Not possible	 British standard <sup>(2)</sup> OR  IT/ US standard OR  US / RSA standard	5 752 10	5 713 02	5 752 12	5 713 12	5 713 22				
		5 743 22	● Magnesium			5 752 30	5 714 12	5 752 32	5 752 37	5 714 32				
		5 748 36	● Champagne			5 752 50	5 714 82	5 752 52	5 714 92	5 715 02				
	Home/Away master switch, 1-gang <sup>(1)</sup>	5 742 93	● Soft Alu	Not possible	 British standard <sup>(2)</sup> OR  IT/ US standard OR  US / RSA standard	5 752 10	5 713 02	5 752 12	5 713 12	5 713 22				
		5 746 55	○ White			5 752 30	5 714 12	5 752 32	5 752 37	5 714 32				
		5 746 56	● Magnesium			5 752 50	5 714 82	5 752 52	5 714 92	5 715 02				
	4 scenes switch, 2-gang <sup>(1)</sup>	5 746 58	● Champagne	Not possible	 British standard <sup>(2)</sup> OR  IT/ US standard OR  US / RSA standard	5 752 10	5 713 02	5 752 12	5 713 12	5 713 22				
		5 746 57	● Soft Alu			5 752 30	5 714 12	5 752 32	5 752 37	5 714 32				
		5 746 59	○ White			5 752 50	5 714 82	5 752 52	5 714 92	5 715 02				
		5 746 60	● Magnesium			5 752 10	5 713 02	5 752 12	5 713 12	5 713 22				
		5 746 62	● Champagne			5 752 30	5 714 12	5 752 32	5 752 37	5 714 32				
		5 746 61	● Soft Alu			5 752 50	5 714 82	5 752 52	5 714 92	5 715 02				

1: Surface mounting version

2: Fins to be removed from the support frame for mounting on BS plates



Neutral	Mirror		Brushed Metal				Reflective Metal			Wood	Signature
Dark Bronze	Mirror White	Mirror Black	Stainless Steel	Gold Brass	Pink Champagne	Black	Stainless Steel	Black	Gold	Grey Oak	Cube
5 713 32	5 752 14	5 752 13	5 752 16	5 761 20	5 713 52	5 713 42	5 713 62	5 713 82	5 713 72	5 713 92	5 714 02
5 714 42	5 752 54	5 752 53	5 752 56	5 764 30	5 714 27	5 714 17	5 714 37	5 714 57	5 714 47	5 714 67	5 714 77
5 715 12	5 752 54	5 752 53	5 752 56	5 764 30	5 714 27	5 714 17	5 714 37	5 714 57	5 714 47	5 714 67	5 714 77
5 713 32	5 752 14	5 752 13	5 752 16	5 761 20	5 713 52	5 713 42	5 713 62	5 713 82	5 713 72	5 713 92	5 714 02
5 714 42	5 752 54	5 752 53	5 752 56	5 764 30	5 714 27	5 714 17	5 714 37	5 714 57	5 714 47	5 714 67	5 714 77
5 715 12	5 752 54	5 752 53	5 752 56	5 764 30	5 714 27	5 714 17	5 714 37	5 714 57	5 714 47	5 714 67	5 714 77

# Arteor™ British standard plate selection charts

60.3 mm fixing centres - flush-mounting boxes, support frames and plates

Number of modules per mechanism	Flush-mounting boxes	Support frames	Plates	PLATES					
				Neutral					
				White	Soft Alu	Graphite	Magnesium	Champagne	Dark Bronze
<b>SQUARE VERSION</b>									
1 module	1-gang	5 760 03		5 752 00	5 713 01	5 752 02	5 713 11	5 713 21	5 713 31
2 modules		5 760 03 5 760 01 <sup>(1)</sup>		5 752 10	5 713 02	5 752 12	5 713 12	5 713 22	5 713 32
3 modules	1-gang	5 760 01 <sup>(2)</sup>		5 751 60	5 713 03	5 751 62	5 713 13	5 713 23	5 713 33
3 modules and shaver sockets	2-gang	5 760 02		5 750 70	5 713 05	5 750 72	5 713 15	5 713 25	5 713 35
4 modules	2-gang	5 760 00		5 750 80	5 713 04	5 750 82	5 713 14	5 713 24	5 713 34
6 modules	6 890 36	Supplied with support frame		5 753 70	5 713 06	5 753 72	5 713 16	5 713 26	5 713 36
8 modules	6 890 38	Supplied with support frame		5 767 00	5 713 08	5 767 02	5 713 18	5 713 28	5 713 38
2 x 6 modules	6 890 28	Supplied with support frame		5 753 90	5 716 00	5 753 92	5 716 02	5 716 04	5 716 06
3 x 6 modules	0 818 56	Supplied with support frame		5 754 00	5 716 01	5 754 02	5 716 03	5 716 05	5 716 07
For 5 A/13 A switched socket outlet - 1-gang	-	Not needed		5 750 90	5 713 07	5 750 92	5 713 17	5 713 27	5 713 37
For 13 A twin Switched socket outlet - 2-gang	-	Not needed		5 751 00	5 713 09	5 751 02	5 713 19	5 713 29	5 713 39
For BS connected socket outlets 13 A, switched, 2-gang	-	Not needed		5 712 10	5 712 11	5 712 12	5 712 13	5 712 14	5 712 15
For 13 A fused connection unit switched	-	Not needed		5 751 20	5 713 10	5 751 22	5 713 20	5 713 30	5 713 40
For cooker unit Cat.No 5 720 88	-	Not needed		5 751 50	-	-	-	-	-
Blanking cover plate	1-gang	5 760 03 5 760 01		5 751 30	5 716 08	5 751 32	5 716 10	5 716 12	5 716 14
Blanking cover plate	2-gang	5 760 02		5 751 40	5 716 09	5 751 42	5 716 11	5 716 13	5 716 15
<b>ROUND VERSION</b>									
2 modules	1-gang	5 760 03		5 756 10	5 716 16	5 756 12	5 716 21	-	-
3 modules	2-gang	5 760 02		5 755 40	5 716 18	5 755 42	5 716 23	-	-
3 modules - 1-gang	1-gang	5 760 01		5 755 60	5 716 19	5 755 62	5 716 24	-	-
4 modules	2-gang	5 760 00		5 755 50	5 716 17	5 755 52	5 716 22	-	-
6 modules	6 890 36	Supplied with support		5 767 40	5 716 20	5 767 42	5 716 25	-	-

1: Use 5 760 01 support frame for 2 module mechanisms to be mounted on 3 module support frame (see mention in catalogue page)  
2 : Support frame not needed for use with British standard connected socket outlets cat nos. 574256, 574257, 574258, 574259

PLATES












Mirror		Brushed Metal				Reflective Metal			Wood	Signature
Mirror White	Mirror Black	Stainless Steel	Gold Brass	Pink Champagne	Black	Stainless Steel	Black	Gold	Grey Oak	Cube
5 752 04	5 752 03	5 752 06	5 761 00	5 713 51	5 713 41	5 713 61	5 713 81	5 713 71	5 713 91	5 714 01
5 752 14	5 752 13	5 752 16	5 761 20	5 713 52	5 713 42	5 713 62	5 713 82	5 713 72	5 713 92	5 714 02
5 751 64	5 751 63	5 751 66	5 761 80	5 713 53	5 713 43	5 713 63	5 713 83	5 713 73	5 713 93	5 714 03
5 750 74	5 750 73	5 750 76	5 761 60	5 713 55	5 713 45	5 713 65	5 713 85	5 713 75	5 713 95	5 714 05
5 750 84	5 750 83	5 750 86	5 761 40	5 713 54	5 713 44	5 713 64	5 713 84	5 713 74	5 713 94	5 714 04
5 753 74	5 753 73	5 753 76	5 763 70	5 713 56	5 713 46	5 713 66	5 713 86	5 713 76	5 713 96	5 714 06
5 767 04	5 767 03	5 767 06	5 767 10	5 713 58	5 713 48	5 713 68	5 713 88	5 713 78	5 713 98	5 714 08
-	-	-	-	-	-	-	-	-	-	-
-	-	-	-	-	-	-	-	-	-	-
5 750 94	5 750 93	5 750 96	5 762 10	5 713 57	5 713 47	5 713 67	5 713 87	5 713 77	5 713 97	5 714 07
5 751 04	5 751 03	5 751 06	5 762 00	5 713 59	5 713 49	5 713 69	5 713 89	5 713 79	5 713 99	5 714 09
5 712 16	5 712 17	5 712 18	5 712 19	5 712 20	5 712 21	5 712 22	5 712 23	5 712 24	5 712 25	5 712 26
5 751 24	5 751 23	5 751 26	5 761 90	5 713 60	5 713 50	5 713 70	5 713 90	5 713 80	-	-
-	-	-	-	-	-	-	-	-	-	-
-	-	-	-	-	-	-	-	-	-	-
-	-	-	-	-	-	-	-	-	-	-
5 756 14	5 756 13	5 756 16	5 761 10	5 716 30	5 716 26	-	-	-	-	-
5 755 44	5 755 43	5 755 46	5 761 50	5 716 32	5 716 28	-	-	-	-	-
5 755 64	5 755 63	5 755 66	5 761 70	5 716 33	5 716 29	-	-	-	-	-
5 755 54	5 755 53	5 755 56	-	5 716 31	5 716 27	-	-	-	-	-
5 767 44	5 767 43	-	-	-	-	-	-	-	-	-

## Arteor™ Italian / US standards plate selection charts

83.5 mm fixing centres - flush-mounting boxes, support frames and plates

Number of modules per mechanism	Flush-mounting boxes	Support frames	Plates	PLATES						
				Neutral						
				White	Soft Alu	Graphite	Magnesium	Champagne	Dark Bronze	
<b>SQUARE VERSION</b>										
1 module	0 800 49	5 760 40		5 752 20	5 714 11	5 752 22	5 752 27	5 714 31	5 714 41	
2 modules	0 800 49	5 760 40		5 752 30	5 714 12	5 752 32	5 752 37	5 714 32	5 714 42	
3 modules	0 800 49	5 760 40		5 750 10	5 714 13	5 750 12	5 750 17	5 714 33	5 714 43	
Blanking cover plate	2" x 4"	5 760 40		5 754 10	5 714 10	5 754 12	5 714 52	5 714 53	5 714 51	
4 modules	0 800 42	5 760 11		5 750 30	5 714 14	5 750 32	5 750 37	5 714 34	5 714 44	
6 modules	0 800 43	5 760 12		5 750 40	5 714 15	5 750 42	5 750 47	5 714 35	5 714 45	
<b>ROUND VERSION</b>										
2 modules	0 800 49	5 760 40		5 756 20	5 716 34	5 756 22	5 716 36	-	-	
3 modules	0 800 49	5 760 40		5 755 00	5 716 35	5 755 02	5 716 37	-	-	
4 modules	0 800 42	2 x 5 760 21		5 755 10	5 716 59	5 755 12	5 716 62	-	-	
6 modules	0 800 43	3 x 5 760 21		5 755 20	5 716 60	5 755 22	5 716 63	-	-	

PLATES

Mirror		Brushed Metal				Reflective Metal			Wood	Signature
Mirror White	Mirror Black	Stainless Steel	Gold Brass	Pink Champagne	Black	Stainless Steel	Black	Gold	Grey Oak	Cube
										
5 752 44	5 752 43	5 752 46	5 764 10	5 714 26	5 714 16	5 714 36	5 714 56	5 714 46	5 714 66	5 714 76
5 752 54	5 752 53	5 752 56	5 764 30	5 714 27	5 714 17	5 714 37	5 714 57	5 714 47	5 714 67	5 714 77
5 752 74	5 752 73	5 752 76	5 764 50	5 714 28	5 714 18	5 714 38	5 714 58	5 714 48	5 714 68	5 714 78
-	-	-	-	-	-	-	-	-	-	-
5 750 34	5 750 33	5 750 36	5 762 70	5 714 29	5 714 19	5 714 39	5 714 59	5 714 49	5 714 69	-
5 750 44	5 750 43	5 750 46	5 762 80	5 714 30	5 714 20	5 714 40	5 714 60	5 714 50	5 714 70	-
5 756 34	5 756 33	5 756 36	5 764 20	5 716 40	5 716 38	-	-	-	-	-
5 756 54	5 756 53	5 756 56	5 764 40	5 716 41	5 716 39	-	-	-	-	-
5 755 14	5 755 13	5 755 16	5 762 50	5 716 67	5 716 65	-	-	-	-	-
5 755 24	5 755 23	5 755 26	-	-	-	-	-	-	-	-

# Arteor™ American and South African standard plate selection charts

83.5 mm fixing centres - flush-mounting boxes, support frames and plates

Number of modules per mechanism	Flush-mounting boxes	Support frames	Plates	PLATES						
				Neutral						
				White	Soft Alu	Graphite	Magnesium	Champagne	Dark Bronze	
<b>SQUARE VERSION</b>										
1 vertical module	2" x 4"	5 760 30		5 767 20	5 714 85	5 767 22	5 714 95	5 715 05	5 715 15	
1 horizontal module		5 760 40		5 752 40	5 714 81	5 752 42	5 714 91	5 715 01	5 715 11	
2 modules		5 760 30 <sup>(1)</sup> 5 760 40		5 752 50	5 714 82	5 752 52	5 714 92	5 715 02	5 715 12	
3 modules		5 760 40		5 752 70	5 714 83	5 752 72	5 714 93	5 715 03	5 715 13	
2 modules	4" x 4"	5 760 31		5 752 60	5 714 86	5 752 62	5 714 96	5 715 06	5 715 16	
3 modules		5 760 31		5 752 80	5 714 87	5 752 82	5 714 97	5 715 07	5 715 17	
4 modules		5 760 31		5 752 90	5 714 84	5 752 92	5 714 94	5 715 04	5 715 14	
2 x 3 modules		5 760 32		5 753 00	5 714 88	5 753 02	5 714 98	5 715 08	5 715 18	
Blanking cover plate Italian / US standards	2" x 4"	5 760 40		5 754 10	5 714 10	5 754 12	5 714 52	5 714 53	5 714 51	
Blanking cover plate US standard	4" x 4"	5 760 31		5 753 60	5 714 00	5 753 62	-	5 753 64	-	
<b>ROUND VERSION</b>										
2 modules	2" x 4"	5 760 30 <sup>(1)</sup> 5 760 40		5 756 30	5 716 42	5 756 32	5 716 47	-	-	
3 modules		5 760 40		5 756 50	5 716 43	5 756 52	5 716 48	-	-	
2 modules	4" x 4"	5 760 31		5 756 40	5 716 44	5 756 42	5 716 49	-	-	
3 modules				5 756 60	5 716 45	5 756 62	5 716 50	-	-	
2 x 3 modules				5 756 70	5 716 46	5 756 72	5 716 51	-	-	

1: Only for 2 modules electronic functions

PLATES

Mirror		Brushed Metal				Reflective Metal			Wood	Signature
Mirror White	Mirror Black	Stainless Steel	Gold Brass	Pink Champagne	Black	Stainless Steel	Black	Gold	Grey Oak	Cube
5 767 24	5 767 23	5 767 26	5 767 30	5 715 26	5 715 21	5 715 31	5 715 41	5 715 36	5 715 46	5 715 51
5 752 44	5 752 43	5 752 46	5 764 10	5 714 26	5 714 16	5 714 36	5 714 56	5 714 46	5 714 66	5 714 76
5 752 54	5 752 53	5 752 56	5 764 30	5 714 27	5 714 17	5 714 37	5 714 57	5 714 47	5 714 67	5 714 77
5 752 74	5 752 73	5 752 76	5 764 50	5 714 28	5 714 18	5 714 38	5 714 58	5 714 48	5 714 68	5 714 78
5 752 64	5 752 63	5 752 66	5 766 20	5 715 27	5 715 22	5 715 32	5 715 42	5 715 37	5 715 47	5 715 52
5 752 84	5 752 83	5 752 86	5 766 40	5 715 28	5 715 23	5 715 33	5 715 43	5 715 38	5 715 48	5 715 53
5 752 94	5 752 93	5 752 96	-	5 715 29	5 715 24	5 715 34	5 715 44	5 715 39	-	-
5 753 04	5 753 03	5 753 06	5 766 70	5 715 30	5 715 25	5 715 35	5 715 45	5 715 40	-	-
-	-	-	-	-	-	-	-	-	-	-
-	-	-	-	-	-	-	-	-	-	-
5 756 34	5 756 33	5 756 36	5 764 20	5 716 40	5 716 38	-	-	-	-	-
5 756 54	5 756 53	5 756 56	5 764 40	5 716 41	5 716 39	-	-	-	-	-
5 756 44	5 756 43	5 756 46	5 766 10	5 716 55	5 716 52	-	-	-	-	-
5 756 64	5 756 63	5 756 66	5 766 30	5 716 56	5 716 53	-	-	-	-	-
5 756 74	5 756 73	5 756 76	-	5 716 57	5 716 54	-	-	-	-	-












# Arteor™ German and French standard plate selection charts

60 mm fixing centres - flush and surface-mounting boxes, support frames and plates

Number of modules per mechanism	Surface-mounting boxes	Flush-mounting boxes for dry partitions	Support frames	Plates	PLATES					
					Neutral					
					White	Soft Alu	Graphite	Magnesium	Champagne	Dark Bronze
<b>SQUARE VERSION</b>										
1 module	-	0 800 41	5 760 21 (screws) 5 760 20 (claws)		5 765 40	5 715 61	5 765 52	5 765 47	5 715 81	5 715 91
2 modules	5 723 90	0 800 41	5 760 21 (screws) 5 760 20 (claws)		5 765 60	5 715 62	5 765 62	5 765 67	5 715 82	5 715 92
3 modules	-	0 800 49	5 760 40		5 750 10	5 714 13	5 750 12	5 750 17	5 714 33	5 714 43
2 x 2 modules	5 723 92	0 800 42	2 x 5 760 21		5 750 20	5 715 63	5 750 22	5 750 27	5 715 83	5 715 93
6 modules	-	0 800 43	5 760 12		5 750 40	5 714 15	5 750 42	5 750 47	5 714 35	5 714 45
2 x 6 modules	5 723 96	0 801 26	5 760 22		5 750 60	5 715 65	5 750 62	5 715 75	5 715 85	5 715 95
4 modules	5 723 92	0 800 42	5 760 11		5 750 30	5 714 14	5 750 32	5 750 37	5 714 34	5 714 44
3 x 2 modules	-	0 800 43	3 x 5 760 21		5 750 50	5 715 64	5 750 52	5 750 57	5 715 84	5 715 94
<b>ROUND VERSION</b>										
2 x 1 module 2 modules	5 723 90	0 800 41	5 760 21 (screws) 5 760 20 (claws)		5 756 00	5 716 58	5 756 02	5 716 61	-	-
2 x 2 modules	5 723 92	0 800 42	2 x 5 760 21		5 755 10	5 716 59	5 755 12	5 716 62	-	-
3 x 2 modules	-	0 800 43	3 x 5 760 21		5 755 20	5 716 60	5 755 22	5 716 63	-	-



PLATES

Mirror		Brushed Metal				Reflective Metal			Wood	Signature
Mirror White	Mirror Black	Stainless Steel	Gold Brass	Pink Champagne	Black	Stainless Steel	Black	Gold	Grey Oak	Cube
										
5 765 54	5 765 53	5 765 56	5 762 20	5 715 66	5 715 56	5 715 76	5 715 96	5 715 86	5 715 50	5 715 00
5 765 64	5 765 63	5 765 66	5 762 40	5 715 67	5 715 57	5 715 77	5 715 97	5 715 87	5 715 60	5 715 80
5 752 74	5 752 73	5 752 76	5 764 50	5 714 28	5 714 18	5 714 38	5 714 58	5 714 48	5 714 68	5 714 78
5 750 24	5 750 23	5 750 26	5 762 60	5 715 68	5 715 58	5 715 78	5 715 98	5 715 88	5 715 70	5 715 90
5 750 44	5 750 43	5 750 46	5 762 80	5 714 30	5 714 20	5 714 40	5 714 60	5 714 50	5 714 70	-
-	-	-	-	-	-	-	-	-	-	-
5 750 34	5 750 33	5 750 36	5 762 70	5 714 29	5 714 19	5 714 39	5 714 59	5 714 49	5 714 69	-
5 750 54	5 750 53	5 750 56	-	5 715 69	5 715 59	5 715 79	5 715 99	5 715 89	-	-
5 756 04	5 756 03	5 756 06	5 762 30	5 716 66	5 716 64	-	-	-	-	-
5 755 14	5 755 13	5 755 16	5 762 50	5 716 67	5 716 65	-	-	-	-	-
5 755 24	5 755 23	5 755 26	-	-	-	-	-	-	-	-







**Head Office**

and International Department  
87045 Limoges Cedex - France  
Tel: +33(0)5 55 06 87 87  
Fax: +33(0)5 55 06 74 55